

Interview Questionnaire

Survey Number: 0850

Survey Title: Japanese General Social Surveys <JGSS-2010>

When you use the questions from this questionnaire in a publication, please acknowledge the source by citing as follows:
The information about “ JapaneseGeneral Social Surveys <JGSS-2010> , Osaka University of Commerce, ” is provided by the Social Science Japan Data Archive, Center for Social Research and Data Archives, Institute of Social Science, The University of Tokyo.



February, 2010
JGSS-2010 Interview Questionnaire

JGSS Research Center, Osaka University of Commerce
Joint Usage / Research Center for Japanese General Social Surveys
Accredited by Minister of Education, Culture, Sports, Science and Technology

Eighth International Comparative Survey on Values and Behavioral Patterns

IDUSE
BLOCK
PREF
SIZE
SIZE2K

	Day of Visit		Time			Present		
1	Month	Day()	Hr	Min	am / pm	Subject	Family only	Not present
2	Month	Day()	Hr	Min	am / pm	Subject	Family only	Not present
3	Month	Day()	Hr	Min	am / pm	Subject	Family only	Not present
4	Month	Day()	Hr	Min	am / pm	Subject	Family only	Not present
5	Month	Day()	Hr	Min	am / pm	Subject	Family only	Not present
6	Month	Day()	Hr	Min	am / pm	Subject	Family only	Not present
7	Month	Day()	Hr	Min	am / pm	Subject	Family only	Not present
8	Month	Day()	Hr	Min	am / pm	Subject	Family only	Not present
9	Month	Day()	Hr	Min	am / pm	Subject	Family only	Not present
10	Month	Day()	Hr	Min	am / pm	Subject	Family only	Not present

Collection Status
<p>Interview</p> <p>1 Completed DATE (mm dd) MONTH DAY</p> <p>2 Not completed</p>
<p>Self-administered questionnaire</p> <p>1 Completed DATEB (mm dd) MONTHB DAYB</p> <p>2 Not completed</p> <p>Be sure to fill in the next page if either of the interview or the self-administered questionnaire was not completed</p> <p>Date / time planned to collect self-administered questionnaire</p>

Record all visits until able to meet with the subject.
(Up to ten visits).
All attempts to meet with the subject must be made over a period of four days.
(If multiple visits are made on the same day this counts as one day, but this is not to prohibit same-day visits).

SEXA
DOBYEAR
AGEB
MARC
FORM

This page must be filled in if either the interview or the self-administered questionnaire was not completed.

N1. The date when collecting the questionnaires was found to be impossible.

Month
 Day
 1 am Hr.
 Min.

N2. The type of the subject's house

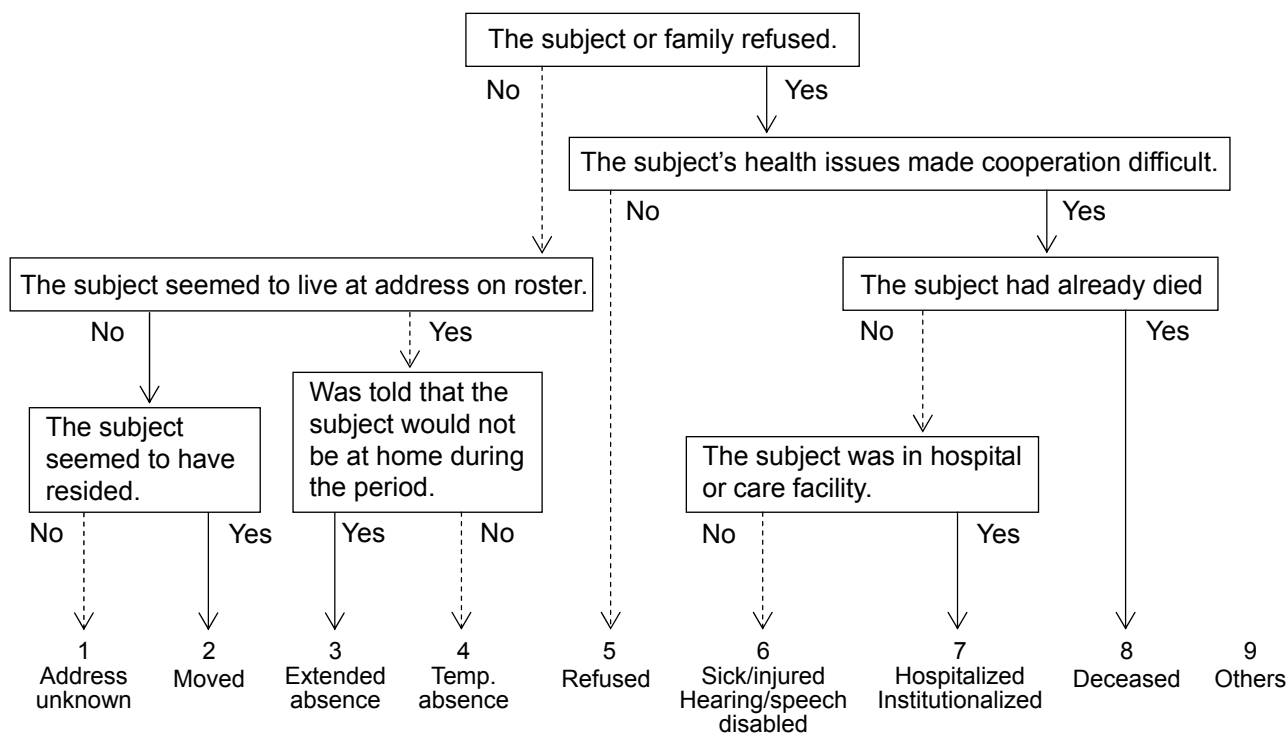
- 1 Detached 2 Housing complex (apartment, condominium, etc.) 3 Unknown

↓

N2-2. Does the entrance of the Housing complex lock automatically?

1 Yes 2 No

N3. The reason collecting the questionnaires was impossible.



Classify the reason according to the flow chart above.
 If result is suspicious or unusual, circle "9 Others" and enter comments in the box below.

Transcribe number circled here to the "Reason for nonresponse" box on the subject roster.

N4. Detailed circumstances surrounding impossibility of completing questionnaire (please provide sufficient detail if events are complicated).

The following are the questions regarding your job.

Q1-1[Hand Card1] Did you have a paying job last week, or did you plan to work last week? Choose from below.

XJOB1WK

- | | | |
|---------------------------------|--|-----------------------------|
| 1
(a)
I worked last week. | 2
(b)
I was going to work last week,
but did not work due to illness or days off. | 3
(c)
I did not work. |
|---------------------------------|--|-----------------------------|

Q1-2[Hand Card2] Which category below have you belonged to during the last week?

TP5UNEMP

- | | |
|-----------------|---|
| 1(a) Unemployed | 4(d) Mainly engaged in housework |
| 2(b) Retired | 5(e) Unable to work due to a mental or physical problem |
| 3(c) Student | 6(f) Other(_____) |
| | 7 Don't know |

Q1-3 Have you ever had any paying job?

XWORK

- | | | |
|-------|------|------------------|
| 1 Yes | 2 No | → To Q17, page 7 |
|-------|------|------------------|

Q1-4 How old were you when you quit your last main job?

AGESTPWK

--	--

 years old

To Q17, page 7

Q2 How many total hours did you work last week, including overtime? If you have two or more jobs, please provide two answers: the hours for your main job and the hours for all other side-jobs.

Have the respondent answer the actual number of working hours, including unpaid overtime.

If the respondent has no side-jobs, enter zero (0) for the number of side-job hours.

If the respondent did not work last week due to illness or days off, have the respondent answer according to normal circumstances.

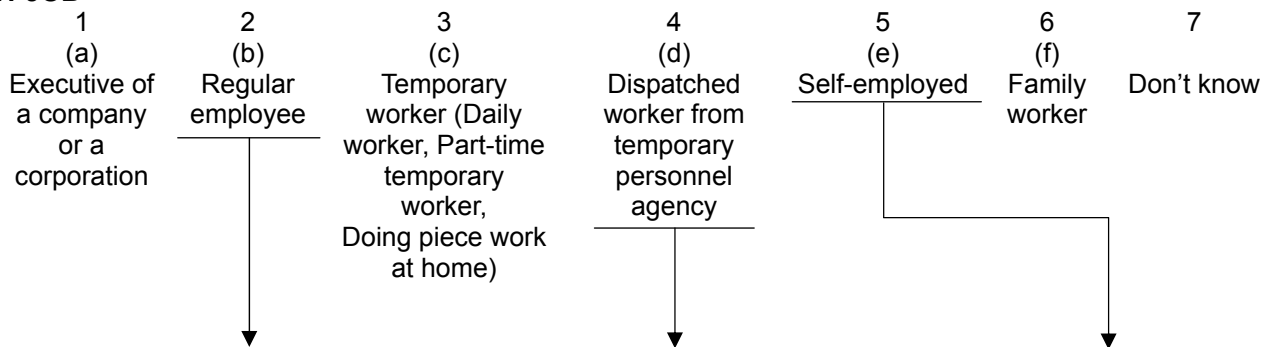
	XJOBHWK		SZSJBHWK					
Weekly total for main job	<table border="1" style="display: inline-table; border-collapse: collapse;"> <tr> <td style="width: 30px; height: 20px;"></td> <td style="width: 30px; height: 20px;"></td> <td style="width: 30px; height: 20px;"></td> </tr> </table> hour(s)				Weekly total for side-jobs	<table border="1" style="display: inline-table; border-collapse: collapse;"> <tr> <td style="width: 30px; height: 20px;"></td> <td style="width: 30px; height: 20px;"></td> </tr> </table> hour(s)		

You will be asked a few details about your job. If you have two or more jobs, please answer concerning your main job.

Q3-1[Hand Card3] Which one of the following categories best describes your job?

Allow the respondent to determine whether he/she is 1 (a) an executive or 5 (e) a self-employed person.
Government employees should also reply to all questions in Q3.

TPJOB



TPJOBP

- Q3-2[Hand Card4] Which of the following post are you now appointed?
- 1(a) No managerial post
 - 2(b) Group leader, Foreman
 - 3(c) Sub-section Head (or equivalent position) - *kakaricho*
 - 4(d) Section Head, Manager (or equivalent position) - *kacho*
 - 5(e) Department Head, General Manager (or equivalent position) - *bucho*
 - 6(f) Other managerial post (Please specify _____)
 - 7 Don't know

TPJBDP

- Q3-3 Are you registered at a temporary personnel agency?
If the respondent is a regular employee at a temporary personnel agency and is dispatched to another company, the answer will be "No".
- 1 Yes
 - 2 No


TPJBSE

- Q3-4 Do you hire employees (including part-time temporary workers) other than your family members?
- 1 Yes
 - 2 No

Q4[Hand card5] How long on the average does it take from your residence to your workplace?

DOCMT

SZCMTTL



Q5[Hand Card6] Which category below does your workplace belong to?

Choose Government agency if receiving wages from the central government or local governments (public school teacher, firefighter, etc.). Government agency does not apply to public corporations.

TP4WPLA

- 1(a) Government agency
- 2(b) Independent establishment (No branch offices, factories or stores exist.)
- 3(c) Branch establishment (Headquarters or main store exists in another place.)
- 4(d) Headquarters or main establishment (Branch offices, factories or stores exist in other places.)
- 5 Don't know

Q6 What kind of business is your workplace (establishment such as factory, office, store or hospital) engaged in? Please give details (e.g., selling vegetables, manufacturing automobiles, operating an inn, operating a branch of a bank, etc.).

XXWPL

(Please describe in detail. Company name alone is not acceptable.)

Q7 What kind of job do you usually do? Please give details (e.g., elementary school teacher, cram-school teacher, farmer, bus driver, automobile mechanic, supermarket cashier, accounting clerk at a bank, computer programmer, clerical staff member for a sales department, on-the-road sales person of cosmetics, etc.).

XXJOB

XXJOBE

(Please describe in detail.)

Q8 How many days did you do the job last week?

If the respondent did not work last week due to illness or days off, have him/her answer according to normal circumstances.

XJOBDWK

day(s)/week

Q9 Normally, how long are you supposed to work per week? Please answer your scheduled work hours set by regulation or contract. If you are self-employed, please answer approximate work hours you set.

XJBSCB

Weekly total set at

hour(s)

Q10 How many years have you been working for the corporation or organization you currently work at? If you are self-employed, give the number of years self-employed.

XJOBYR

year(s)

Please enter zero (0) in the column if the respondent has worked for less than a year.

Q11[Hand Card7] How many people work in the entire corporation or organization where you work? Please answer the entire number of people in the corporation or organization. Also, please make sure to include all the working people such as family workers, non-regular employees, and yourself.

Choose Government agency if receiving wages from the central government or local governments (public school teacher, firefighter, etc.). Government agency does not apply to public corporations.

SZTTLSTA

- | | |
|--------------|-------------------------|
| 1(a) 1 | 7(g) 300-499 |
| 2(b) 2-4 | 8(h) 500-999 |
| 3(c) 5-9 | 9(i) 1,000-1,999 |
| 4(d) 10-29 | 10(j) 2,000-9,999 |
| 5(e) 30-99 | 11(k) 10,000 or over |
| 6(f) 100-299 | 12(l) Government agency |
| | 13 Don't know |

Q12[Hand card8] Do you belong to a labor union? Choose from below.

JOINUNI

- 1(a) I am a member of a labor union at my workplace.
 - 2(b) I am a member of a labor union outside of my workplace.
 - 3(c) I am not a member of any labor union.
 - 4 Don't know
-

Q13[Hand Card9] On the whole, how satisfied are you with the (main) job you have? Choose from below.

ST5JOB

- 1(a) Satisfied
 - 2(b) Somewhat satisfied
 - 3(c) Neither satisfied nor dissatisfied
 - 4(d) Somewhat dissatisfied
 - 5(e) Dissatisfied
 - 6 Don't know
-

Q14[Hand Card10] Are you considering quitting your current job (your business)?

WLKEEPJA

- | | | | |
|--|---|--|------------|
| 1
(a) | 2
(b) | 3
(c) | 4 |
| I am considering quitting
in the near future. | I am not considering
quitting (now). | I am not considering
quitting at all. | Don't know |
-

Q15[Hand Card11] Thinking about the next 12 months, how likely do you think it is that you will lose your job or be laid off?

Include cases where self-employed people lose their jobs due to bankruptcy, etc.

OP4UNEMP

- | | | | | |
|-------------|---------------|----------------|-------------------|------------|
| 1
(a) | 2
(b) | 3
(c) | 4
(d) | 5 |
| Very likely | Fairly likely | Not too likely | Not at all likely | Don't know |
-

Q16[Hand Card12] If you lose your current job, about how easy would it be for you to find a new job with another employer with approximately the same income and fringe benefits you now have?

OP3NEWJB

- | | | | |
|-----------|---------------|-----------------|------------|
| 1
(a) | 2
(b) | 3
(c) | 4 |
| Very easy | Somewhat easy | Not easy at all | Don't know |
-

To all respondents

Q17 Are you looking for a job now?

DOLOOKJB

1 Yes

2 No

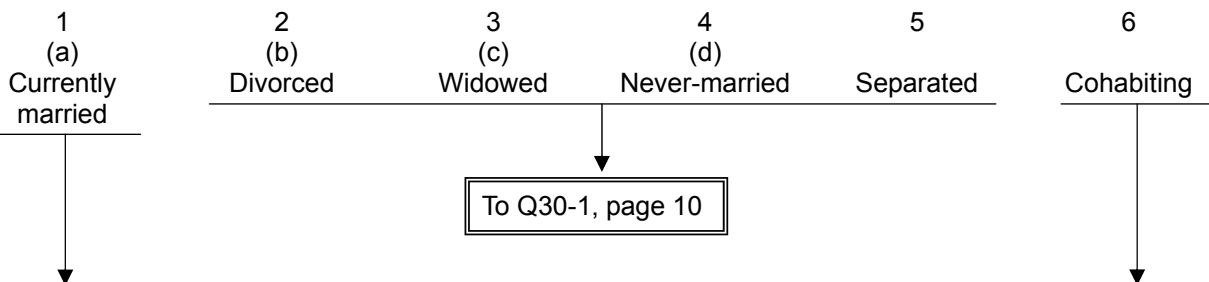
You will now be asked questions regarding your family.

Q18[Hand Card13] Are you married?

Leave the answer to the respondent. But if asked, reply that an unregistered common-law marriage should be included. Put a mark on 5 or 6 only when the respondent dared to answer so.

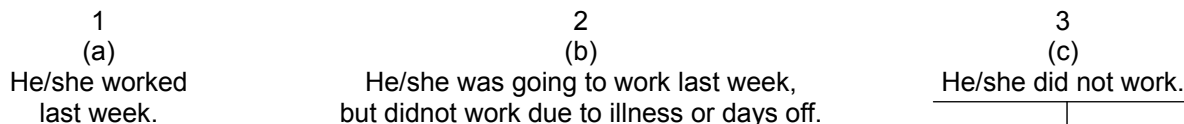
For the following questions, an unregistered common-law marriage and cohabiting should be treated as married.

DOMARRY



Q19-1[Hand Card14] Did your spouse have any paying job in the last week? Choose from below.

SSJB1WK



Q19-2[Hand Card15] Which category below has your spouse belonged to during the last week?

SSTPUNEM

- | | |
|-----------------|---|
| 1(a) Unemployed | 4(d) Mainly engaged in housework |
| 2(b) Retired | 5(e) Unable to work due to a mental or physical problem |
| 3(c) Student | 6(f) Other (_____) |
| | 7 Don't know |

To Q28, page 9

Q20 How many total hours did your spouse work last week, including overtime? If he/she has two or more jobs, please provide two answers: the hours for his/her main job and the hours for all other side-jobs.

If the spouse has no side-jobs, enter zero (0) for the number of side-job hours.

If the spouse did not work last week due to illness or days off, have the respondent answer according to normal circumstances.

SSJBHRWK Weekly total for main job hour(s)

SSSJBHWK Weekly total for side-jobs hour(s)

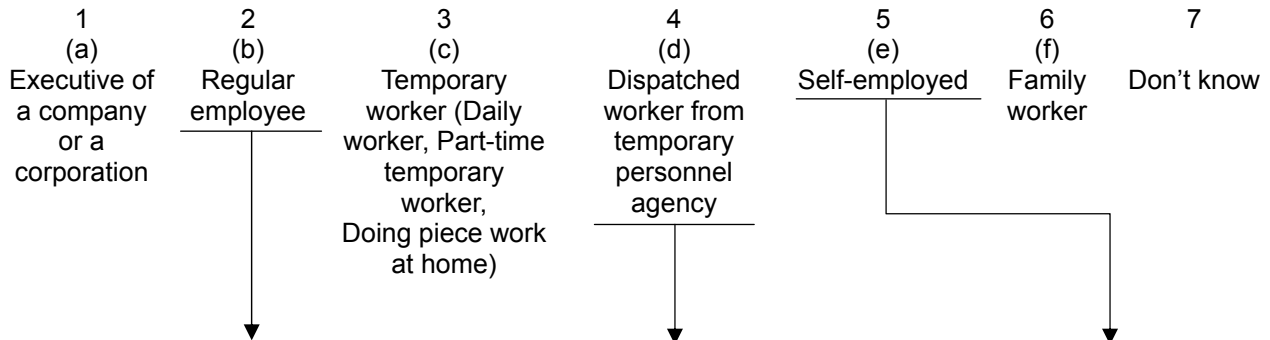
You will be asked for a few details regarding your spouse's job. If he/she has two or more jobs, please answer concerning his/her main job.

Q21-1[Hand Card16] Which one of the categories best describes your spouse's job?

Respondents whose spouses are government employees should also reply to all questions in Q22.

Allow the respondent to determine whether he/she is 1 (a) an executive or 5 (e) a self-employed person.

SSTPJOB



SSTPJOBP

Q21-2[Hand Card17] Which of the following post is he/she now appointed?

- 1(a) No managerial post
- 2(b) Group leader, Foreman
- 3(c) Sub-section Head
(or equivalent position) - *kakaricho*
- 4(d) Section Head, Manager
(or equivalent position) - *kacho*
- 5(e) Department Head, General Manager
(or equivalent position) - *bucho*
- 6(f) Other managerial post
(Please specify _____)
- 7 Don't know

SSTPJBDP

Q21-3 Is your spouse registered at a temporary personnel agency?

If the respondent's spouse is a regular employee at a temporary personnel agency and is dispatched to another company, the answer will be "No".

- 1 Yes
- 2 No

SSTPJBSE

Q21-4 Does your spouse hire employees (including part-time temporary workers) other than your family members?

- 1 Yes
- 2 No

Q22 What kind of business is your spouse's workplace engaged in? Please give details (e.g., selling vegetables, manufacturing automobiles, operating an inn, operating a branch of a bank, etc.).

SSXXHQX

(Please describe in detail. Company name alone is not acceptable.)

Q23 What kind of job does your spouse usually do? Please give details (e.g., elementary school teacher, cram-school teacher, farmer, bus driver, automobile mechanic, supermarket cashier, accounting clerk at a bank, computer programmer, clerical staff member for a sales department, on-the-road sales person of cosmetics, etc.).

SSXXJOB

SSXXJOBE

(Please describe in detail.)

Q24 How many days did your spouse do the job last week?

If the spouse did not work last week due to illness or days off, have the respondent answer according to normal circumstances.

SSJBDWK

day(s)/week

Q25 Normally, how long is your spouse supposed to work per week? Please answer his/her scheduled work hours set by regulation or contract. If he/she is self-employed, please answer approximate work hours he/she sets.

SSXJBSCH

Weekly total set at

hour(s)

Q26 How many years has your spouse been working for the corporation or organization he/she currently works at? (If he/she is self-employed, give the number of years self-employed.)

SSSZWKYR

year(s)

Please enter zero (0) in the column if the spouse has worked for less than a year.

Q27[Hand Card18] How many people work in the entire corporation or organization where your spouse works? Please answer the entire number of people in the corporation or organization. Also, please make sure to include all the working people such as family workers, non-regular employees, and him/herself.

Choose Government agency if receiving wages from the central government or local governments (public school teacher, firefighter, etc.). Government agency does not apply to public corporations.

SSSZSTFA

- 1(a) 1
- 2(b) 2-4
- 3(c) 5-9
- 4(d) 10-29
- 5(e) 30-99
- 6(f) 100-299

- 7(g) 300-499
- 8(h) 500-999
- 9(i) 1,000-1,999
- 10(j) 2,000-9,999
- 11(k) 10,000 or over
- 12(l) Government agency
- 13 Don't know

For respondents who have a spouse

Q28 Please tell us the age of your spouse.

SPAGEX

yrs. Old

Q29 Do you live with your spouse?

SPLVTG

1
Living together

2
Not living together
(because of work circumstances)

3
Not living together
(for other reasons)

To all respondents

Q30-1 Are your father and/or mother alive? If so, do you live with them?

Leave it to the respondent to judge whether two households live together, but if he/she is unsure, tell him/her to "choose 'living together' if you use the same kitchen."

Q30-2 Please tell us the age of your father and/or mother.

Q30-3[Hand Card19] What are your father's and/or mother's marital status?

Q30-4 Are your father and/or mother currently working for pay?

	Q30-1 Living together /not living together /deceased	Q30-2 Age Leave blank if deceased	Q30-3[Hand Card19] Marital status Leave blank if deceased	Q30-4 Is he/she currently working for pay? Leave blank if deceased
Father	PPLVTG 1 Living together 2 Not living together 3 Deceased	PPAGE <input type="text"/> <input type="text"/> <input type="text"/> yrs old	PPMG 1(a) married 2(b) divorced 3(c) widowed 4(d) never married	PPJOB 1 Yes 2 No
Mother	MMLVTG 1 Living together 2 Not living together 3 Deceased	MMAGE <input type="text"/> <input type="text"/> <input type="text"/> yrs old	MMMGM 1(a) married 2(b) divorced 3(c) widowed 4(d) never married	MMJOB 1 Yes 2 No

Q31-1 How many children have you had? Please include those who have left home and are deceased.

Should none of them apply, enter zero (0). If they ask about adopted or stepchildren, have them include those children.

CCNUMTTL

child(ren)

(If there are six or more children, use supplementary sheet.)

You will be now asked questions regarding your children.

Q31-2 What is the sex of each child?

Q31-3 Is the child alive? If so, do you live with the child?

Q31-4 How old is the child?

Q31-5[Hand Card19] What is the child's marital status?

Q31-6 Is the child currently working for pay?

	CC**SEX Q31-2 Sex	CC**LVTG Q31-3 Living together / notliving together / deceased	CC**AGE Q31-4 Age Leave blank if deceased	CC**MG Q31-5[Hand Card19] Marital status Leave blank if deceased	CC**JOB Q31-6 Is he/she currently working for pay? Leave blank if deceased
First child	1 Male 2 Female	1 Living together 2 Not living together 3 Deceased	<input type="text"/> <input type="text"/> <input type="text"/> yrs old	1(a) married 2(b) divorced 3(c) widowed 4(d) never married	1 Yes 2 No
Second child	1 Male 2 Female	1 Living together 2 Not living together 3 Deceased	<input type="text"/> <input type="text"/> <input type="text"/> yrs old	1(a) married 2(b) divorced 3(c) widowed 4(d) never married	1 Yes 2 No
Third child	1 Male 2 Female	1 Living together 2 Not living together 3 Deceased	<input type="text"/> <input type="text"/> <input type="text"/> yrs old	1(a) married 2(b) divorced 3(c) widowed 4(d) never married	1 Yes 2 No
Fourth child	1 Male 2 Female	1 Living together 2 Not living together 3 Deceased	<input type="text"/> <input type="text"/> <input type="text"/> yrs old	1(a) married 2(b) divorced 3(c) widowed 4(d) never married	1 Yes 2 No
Fifth child	1 Male 2 Female	1 Living together 2 Not living together 3 Deceased	<input type="text"/> <input type="text"/> <input type="text"/> yrs old	1(a) married 2(b) divorced 3(c) widowed 4(d) never married	1 Yes 2 No

Code List

Use the codes for foster parents, stepparents, adopted children and stepchildren in the same way as natural parents and children.

00 Respondent himself/herself	11 Oldest son	21 Oldest daughter	30 Grandson	40 Father	50 Older brother	60 Grandfather	
01 Husband	12 Second son	22 Second daughter	31 Granddaughter	41 Mother	51 Younger brother	61 Grandmother	
02 Wife	13 Third son	23 Third daughter		42 Father-in-law (Father of spouse)	52 Older sister	62 Grandfather-in-law (Grandfather of spouse)	
	14 Wife of the oldest son	24 Husband of the Oldest daughter		43 Mother-in-law (Mother of spouse)	53 Younger sister	63 Grandmother-in-law (Grandmother of spouse)	
	15 Wife of the second son	25 Husband of the second daughter					
	16 Wife of the third son	26 Husband of the third daughter					97 Others/ Missing 99 No answer

Q32-1 Up to now you were asked about your spouse, parents, and children. Are you living together with any other people? Those people include your children's' spouses, your grandchildren, your brothers and sisters, your spouses' parents. If so, please indicate how many.

Should none of them apply, enter zero (0). Include the adopted and stepchildren in the children of Q31.

SZFFOTHR

members

(If there are five or more family members, use supplementary sheet.)

Q32-2 Please tell us their relationship to you, their sex, and their ages.

See the "Table of relationship codes" and enter the code in the "□□" box addition to the specifics.

Note that this is the relationship from the respondent's point of view.

FFH**REL		FFH**SEX	FFH**AGE
Relationship with the respondent	Code	Sex	Age
(1) _____	<input type="text"/>	1 Male 2 Female	<input type="text"/> yrs old
(2) _____	<input type="text"/>	1 Male 2 Female	<input type="text"/> yrs old
(3) _____	<input type="text"/>	1 Male 2 Female	<input type="text"/> yrs old
(4) _____	<input type="text"/>	1 Male 2 Female	<input type="text"/> yrs old

Q33 How many people do you live together with excluding yourself?

Confirm that the number of persons living together is equal to a spouse living together + parents living together + children living together + other persons living together.

Persons living together: **SZFFONLY** Persons + Yourself (one person) = Total **SZFF TTL** people

Q34 Who is the head of your household? Please answer in terms of relationship to you such as myself, husband, husband's mother, etc.

Enter the code under "□□" in addition to the specifics about their relationship. Have the respondent necessarily narrow it down to one person whom they regard as the head of household regardless of the family register.

FFHEAD

 Code

Q35-1 Are there any family members who are temporarily living separately, due to the sorts of reasons given here? (show [Hand Card20]) For example, it includes "job transfer" and "attending a college away from hometown." If there are any, please state the number of such family members.

Should none of them apply, enter zero (0) and continue to Q36. Do not include children who have married and live elsewhere.

SZFFOUT

members

(If there are five or more family members, use supplementary sheet.)

Q35-2 Please tell us each family member who is temporarily living separately.

	family member temporarily living separately (1)	family member temporarily living separately (2)	family member temporarily living separately (3)	family member temporarily living separately (4)
FFO**REL A What is his/her relationship to you? Enter the code in the "□□" box in addition to the specifics.	<input type="text"/>	<input type="text"/>	<input type="text"/>	<input type="text"/>
FFO**WHY [Hand Card20] B What is the main reason for not living with you?	1(a) For your work 2(b) For your schoolwork 3(c) For the family member's work 4(d) For the family member's school work 5(e) For the family member's hospitalization for a long period 6(f) For the family member's living at a nursing home/ care center for the elderly, etc 7(g) Other (_____)	1(a) For your work 2(b) For your schoolwork 3(c) For the family member's work 4(d) For the family member's school work 5(e) For the family member's hospitalization for a long period 6(f) For the family member's living at a nursing home/ care center for the elderly, etc 7(g) Other (_____)	1(a) For your work 2(b) For your schoolwork 3(c) For the family member's work 4(d) For the family member's school work 5(e) For the family member's hospitalization for a long period 6(f) For the family member's living at a nursing home/ care center for the elderly, etc 7(g) Other (_____)	1(a) For your work 2(b) For your schoolwork 3(c) For the family member's work 4(d) For the family member's school work 5(e) For the family member's hospitalization for a long period 6(f) For the family member's living at a nursing home/ care center for the elderly, etc 7(g) Other (_____)

Q36-1[Hand Card21] What are your sources of financial support? Choose all items that apply.

Q36-2[Hand Card21] Which is your main source of income?

If only one item applies in Q36-1, circle the same item in Q36-2.

		Q36-1 Circle <u>all</u> that apply.	INCMAIN Q36-2 Circle the largest source of income.
INCSELF	Your own income	1 (a)	1 (a)
INCSP	Spouse or partner's income	2 (b)	2 (b)
INCPAR	Parents' income	3 (c)	3 (c)
INCFAM	Income from family members other than your spouse or parents	4 (d)	4 (d)
INCPEN	Pension	5 (e)	5 (e)
INCUEB	Unemployment benefits	6 (f)	6 (f)
INCSAVE	Savings	7 (g)	7 (g)
INCSOC	Social welfare benefits	8 (h)	8 (h)
INCIRR	Occasional work	9 (i)	9 (i)
INCOTHER	Other ()	10 (j)	10 (j)
INCNOKN	Don't know	11	11
<i>Additional variable based on the content of "10 Other"</i>		<i>Additional code based on the content of "10 other"</i>	
INCRENT	Rent income		12

Q37[Hand card22] If we were to divide the contemporary Japanese society into the following ten strata, which would you say you belong to?

OP10LVL

Top 1 2 3 4 5 6 7 8 9 10 Bottom

Q38[Hand card23] Which one of the following best describes the area you currently live? Choose one that apply.

SIZEHMT

1 (a) A big city	2 (b) The suburbs or outskirts of a big city	3 (c) A town or a small city	4 (d) A country village	5 (e) A farm or home in the country
------------------------	--	------------------------------------	-------------------------------	---

Q39-1[Hand Card24] Which one of the following best describes your annual household income last year?
Please answer the income before deducting taxes. Include income not only from your jobs, but also from all other sources such as stock shares, pensions, and real estate.

Q39-2[Hand Card24] How much did you earn last year? Include income from sources other than your jobs.

Q39-3 **Only for respondents who are working**[Hand Card24]How much did you earn only from your main job last year?

Ask this question of only those who replied either 1 (a) 'I worked last week' or 2 (b) 'I was going to work last week, but did not work' to Q1-1. If the respondent answered 3 (c) 'I did not work,' choose 23 for Q39-3 and continue to Q39-4.

Q39-4 **Only for respondents who currently have a spouse**[Hand Card24] How much did your spouse earn last year? Include income from sources other than his/her jobs.

Ask this question of only those who replied either 1(a) "Currently married" or 6 "Cohabiting" for Q19. If the respondent answered something else for Q18, choose 22 for Q39-4 and Q39-5 and continue to Q40.

Q39-5 **Only for respondents whose spouses are working**[Hand Card24] How much did your spouse earn only from his/her main job last year?

Ask this question of only those who replied either 1 (a) 'He/she worked last week' or 2 (b) 'He/she was going to work last week, but did not work' to Q19-1. If the respondent answered 3 (c) 'He/she did not work,' choose 23 for Q39-5 and continue to Q40.

	SZHSINCM	SZINCOMA	SZINCOMX	SSSZINCA	SSSZINCM
	Q39-1 Household	Q39-2 Respondent	Q39-3 Respondent's main job	Q39-4 Spouse	Q39-5 Spouse's main job
	↓	↓	↓	↓	↓
None	1 (a)	1 (a)	1 (a)	1 (a)	1 (a)
Less than 700,000 yen	2 (b)	2 (b)	2 (b)	2 (b)	2 (b)
700,000 yen - 1 million yen	3 (c)	3 (c)	3 (c)	3 (c)	3 (c)
1 million yen - 1.3 million yen	4 (d)	4 (d)	4 (d)	4 (d)	4 (d)
1.3 million yen - 1.5 million yen	5 (e)	5 (e)	5 (e)	5 (e)	5 (e)
1.5 million yen - 2.5 million yen	6 (f)	6 (f)	6 (f)	6 (f)	6 (f)
2.5 million yen - 3.5 million yen	7 (g)	7 (g)	7 (g)	7 (g)	7 (g)
3.5 million yen - 4.5 million yen	8 (h)	8 (h)	8 (h)	8 (h)	8 (h)
4.5 million yen - 5.5 million yen	9 (i)	9 (i)	9 (i)	9 (i)	9 (i)
5.5 million yen - 6.5 million yen	10 (j)	10 (j)	10 (j)	10 (j)	10 (j)
6.5 million yen - 7.5 million yen	11 (k)	11 (k)	11 (k)	11 (k)	11 (k)
7.5 million yen - 8.5 million yen	12 (l)	12 (l)	12 (l)	12 (l)	12 (l)
8.5 million yen - 10 million yen	13 (m)	13 (m)	13 (m)	13 (m)	13 (m)
10 million yen - 12 million yen	14 (n)	14 (n)	14 (n)	14 (n)	14 (n)
12 million yen - 14 million yen	15 (o)	15 (o)	15 (o)	15 (o)	15 (o)
14 million yen - 16 million yen	16 (p)	16 (p)	16 (p)	16 (p)	16 (p)
16 million yen - 18.5 million yen	17 (q)	17 (q)	17 (q)	17 (q)	17 (q)
18.5 million yen - 23 million yen	18 (r)	18 (r)	18 (r)	18 (r)	18 (r)
23 million yen or over	19 (s)	19 (s)	19 (s)	19 (s)	19 (s)
Don't want to state the income	20	20	20	20	20
Don't know	21	21	21	21	21
Don't have a spouse	*	*	*	22	22
Don't work	*	*	23	*	23

Q40-1 How many brothers and sisters do you have? Please include those who are deceased.

If the respondent has no brothers or sisters, enter zero (0). It should be left to the respondent to determine who to include as his/her brothers and sisters.

Your brothers and sisters

XNUMBROE	XNUMSISE	XNUMBROY	XNUMSISY
Older brothers	Older sisters	Younger brothers	Younger sisters

Q40-2 How many brothers and sisters does your spouse have? Please include those who are deceased.

Ask for answers even if the spouse is deceased, but not of never-married or divorced respondents. If the spouse has no brothers or sisters, enter zero (0).

Spouse's brothers and sisters

XSSNBROE	XSSNSISE	XSSNBROY	XSSNSISY
Older brothers	Older sisters	Younger brothers	Younger sisters

You will be now asked questions on your childhood.

Q41-1 Where did you live when you were 15 years old? Please state the name of the prefecture.

If outside Japan, have them write "Foreign" and answer all of Q41.

PREF15

(Name of the prefecture)

Code **No need to fill in**

Q41-2[Hand Card25] Which one of the following best describes that area at that time?

TP5LOC15

- | | | | |
|------------|----------------------------|----------|----------|
| 1
(a) | 2
(b) | 3
(c) | 4
(d) |
| Large city | Small to medium sized city | Town | Village |

Q41-3 Was it a farming or fishing village?

REMOTE15

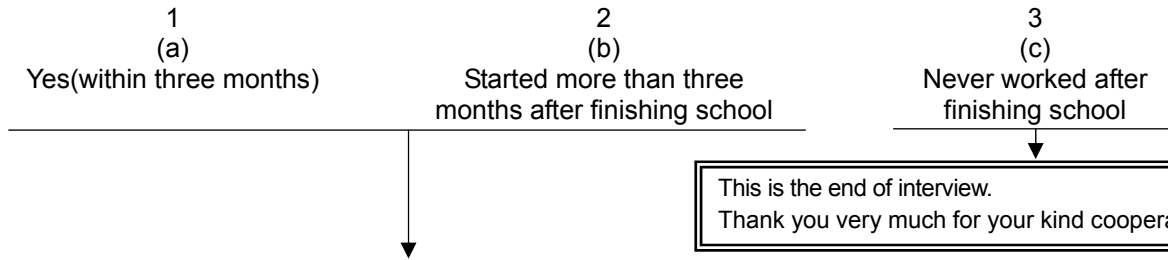
- | | |
|-------|------|
| 1 Yes | 2 No |
|-------|------|

The following questions are about the first job you took after finishing your school.

If the respondent left school before graduation, ask about the first job he/she was engaged in after leaving school. Military service should be excluded, and, if any, ask about the first job he/she was engaged in after military service. If the respondent considers his/her job while attending school as his/her first job, please ask about it.

Q51[Hand Card31] Did you start working immediately after finishing school?

XGETJOB

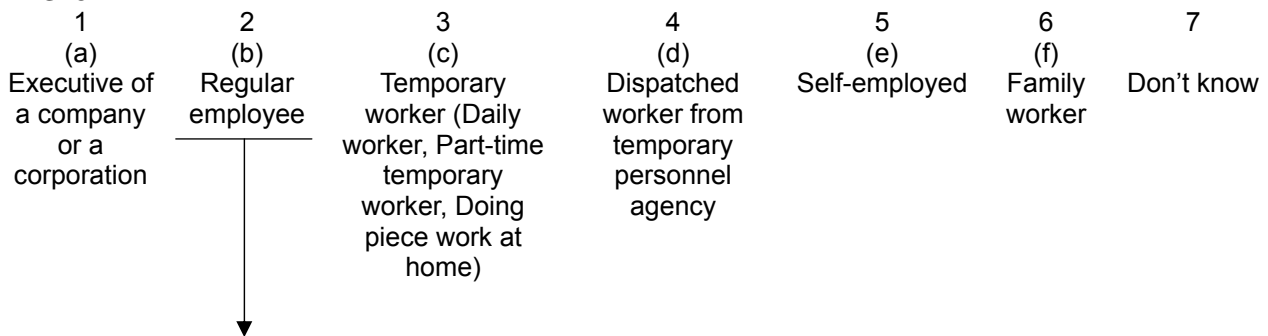


Q52-1[Hand Card32] Which one of the categories best describes your first job?

Allow respondents to determine whether he/she is 1(a) an executive or 5(e) a self-employed person.

Government employees should also reply to all questions in Q52.

TPFSTJB



Q52-2[Hand Card33] Which of the following post were you appointed?

TPFSTJBP

- 1(a) No managerial post
- 2(b) Group leader, Foreman
- 3(c) Sub-section Head (or equivalent position) - *kakaricho*
- 4(d) Section Head, Manager (or equivalent position) - *kacho*
- 5(e) Department Head, General Manager (or equivalent position) - *bucho*
- 6(f) Other managerial post (Please specify _____)
- 7 Don't know

Q53 What kind of job did you do at your first workplace? Please give details. (e.g., elementary-school teacher, cram-school teacher, farmer, bus driver, automobile mechanic, supermarket cashier, accounting clerk at a bank, computer programmer, clerical staff member for a sales department, on-the-road salesperson of cosmetics, etc.).

XXFSTJB

(Please describe in detail.)

Q54[Hand Card34] How many people worked in the entire corporation or organization where you worked?

Please answer the entire number of people in the corporation or organization. Also, please make sure to include all the working people such as family workers, non-regular employees, and yourself.

Choose Government agency if receiving wages from the central government or local governments (public school teacher, firefighter, etc.). Government agency does not apply to public corporations.

SZSTFFST

- | | | |
|------------|--------------|-------------------------|
| 1(a) 1 | 5(e) 30-99 | 9(i) 1,000-1,999 |
| 2(b) 2-4 | 6(f) 100-299 | 10(j) 2,000-9,999 |
| 3(c) 5-9 | 7(g) 300-499 | 11(k) 10,000 or over |
| 4(d) 10-29 | 8(h) 500-999 | 12(l) Government agency |
| | | 13 Don't know |

This is the end of interview. Thank you very much for your kind cooperation.

[To be completed by interviewer]
 F1. Was the respondent cooperative?

COOP

- | | | | |
|------------------|--------------------|----------------------|------------------------|
| 1 | 2 | 3 | 4 |
| Very cooperative | Rather cooperative | Rather uncooperative | Not cooperative at all |

F2. Did the respondent understand these questions well?

USTAND

- | | | | |
|-----------|-----------------|-------------------------|--------------------------|
| 1 | 2 | 3 | 4 |
| Very well | Relatively well | Had a little difficulty | Didn't understand at all |

F3. Which question(s) didn't the respondent seem to understand?

(Please describe in detail.)

F4. Others (Please write down anything you noticed.)

(Please describe in as much detail as possible about the provision of incentives, the respondent's reactions, etc.)

F5. What is the residential area of the respondent?

AREA

- 1 Area where a number of factories are located
- 2 Area where a number of stores and offices are located
- 3 Old residential area (residential area from the pre-war period)
- 4 New residential area (including new towns developed after the war)
- 5 Farming/fishing village
- 6 Other (_____)

F6. Which did you proceed first, an interview or a self-administered questionnaire?

PROC

- | | |
|-------------------|---------------------------|
| 1 Interview first | 2 Self-administered first |
|-------------------|---------------------------|

F7. Do not forget to record interview time and duration of interview.

Duration of interview means the time spent for the interview and does not include time required for explanation or asking people for their cooperation.

DURATION

Time interview was held		Duration of interview
From __:__ (a.m./p.m.)	To __:__ (a.m./p.m.)	Approximately __ minutes