

[1418.Interview]

Survey Title: Japanese General Social Surveys <JGSS-2001>

Depositor: Institute of Social Science, The University of Tokyo

\*When you publish research outputs using this data, please acknowledge the source by citing as follows:

The data for this secondary analysis, "Survey Title "(name of Depositor), was provided by the Social Science Japan Data Archive, Center for Social Research and Data Archives, Institute of Social Science, The University of Tokyo.

JGSS-2001 Interview Questionnaire



The Project of "Gakujutsu-Frontier Suishinkyoten"(a key institute on the frontiers of academic projects) supported by the Ministry of Education, Culture, Sports, Science and Technology of Japan

International Comparative Survey on Values and Behavioral Patterns

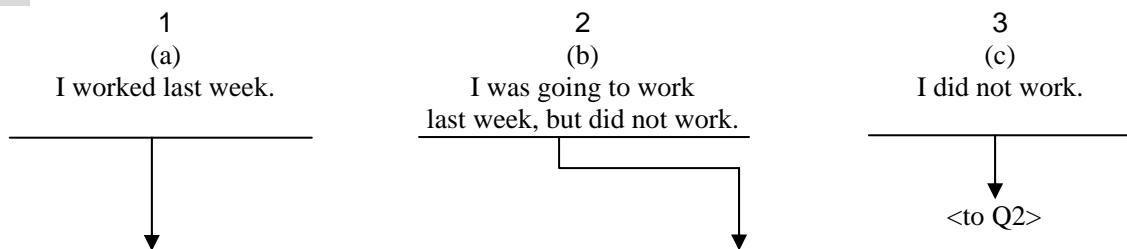
(Interview Questionnaire)

Oct., 2001

Following are the questions regarding your job.

Q1(1)[Hand Card 1] Did you have a paying job last week, or did you plan to work last week? Choose from below:

XJOB1WK



If you have two or more jobs, please answer concerning your main job.

(2) How many days did you work last week?  
 How many total hours did you work?  
 How many of these hours were overtime?  
 If you are self-employed, it is not necessary to report overtime.

If you have two or more jobs, please answer concerning your main job.

(3) Usually, how many days do you work at your main-income job? How many total hours do you usually work per week there? How many hours do you work overtime? If you are self-employed, it is not necessary to report overtime.

XJOBDWK

--	--

 day(s)/week

XJOBHWK

--	--

 Total hour(s)/week

XOTHWK

--	--

 of these hours were overtime

(If you have two or more jobs, please answer about your main job.)

Q1(4)[Hand Card 2] Which one of the following categories best describes your job?

Notes for interviewer: Government employees should also reply to Q1(4) 'your employment status,' Q1(5) 'nature of business,' Q1(6) 'details of your job,' Q1(7) 'the number of employees,' and Q1(8) 'percentage of female employees.' Allow respondents to determine whether he/she is 1 (a) an executive or 10 (j) a self-employed person.

**TP12JOB**

- |   |  |
|---|--|
| 1 (a) Executive of a company or a corporation   | 8 (h) Temporary worker, Daily worker, Part-time temporary worker |
| 2 (b) Regular employee with no managerial post  | 9 (i) Dispatched worker from temporary personnel agency          |
| 3 (c) Regular employee - Group leader, Foreman  | 10 (j) Self-employed   |
| 4 (d) Regular employee - Sub-section Head (or equivalent position) - <i>kakaricho</i>             | 11 (k) Family worker   |
| 5 (e) Regular employee - Section Head, Manager (or equivalent position) - <i>kacho</i>            | 12 (l) Doing piecework at home                                   |
| 6 (f) Regular employee - Department Head, General Manager (or equivalent position) - <i>bucho</i> | 13 Don't know  |
| 7 (g) Regular employee - managerial status unknown  |  |

Q1(5) What kind of business is your workplace (establishment, such as factory, office, store or hospital) engaged in? Please give details (e.g., selling vegetables, manufacturing automobiles, operating an inn, operating a branch of a bank, etc.).

**XXWPL**

(Please describe in detail.)

Q1(6) What kind of job do you usually do? Please give details (e.g., elementary school teacher, cram-school teacher, farmer, bus driver, automobile mechanic, supermarket cashier, accounting clerk at a bank, computer programmer, clerical staff member for a sales department, on-the-road sales person, etc.).

**XXJOB**

(Please describe in detail.)

Q1(7)[Hand Card 3] How many people work at your workplace (establishment, such as factory, office, store or hospital)? Please make sure to include family workers, non-regular employees and yourself.

**SZSTAF**

- |             |               |                       |
|-------------|---------------|-----------------------|
| 1 (a) 1     | 5 (e) 30-99   | 9 (i) 1,000-1,999     |
| 2 (b) 2-4   | 6 (f) 100-299 | 10 (j) 2,000-9,999    |
| 3 (c) 5-9   | 7 (g) 300-499 | 11 (k) 10,000 or over |
| 4 (d) 10-29 | 8 (h) 500-999 | 12 Don't know         |

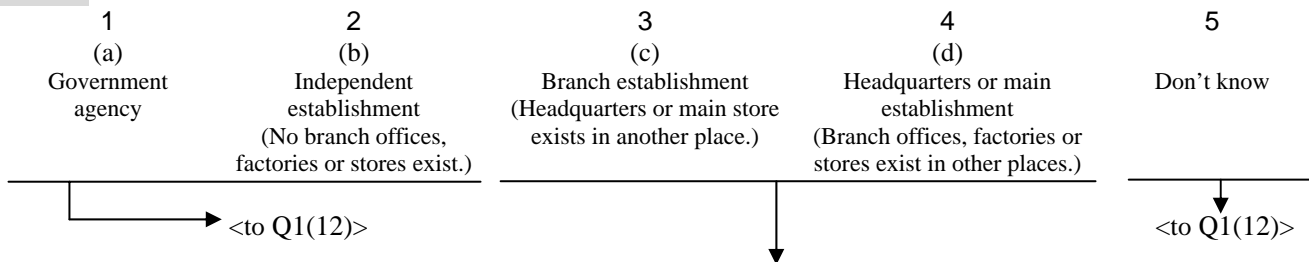
Q1(8)[Hand Card 4] What is the percentage of female employees at your workplace (establishment, such as factory, office, store or hospital)?

**SZWNSTF**

- |              |              |                |
|--------------|--------------|----------------|
| 1 (a) 0%     | 5 (e) 31-40% | 9 (i) 71-80%   |
| 2 (b) 1-10%  | 6 (f) 41-50% | 10 (j) 81-90%  |
| 3 (c) 11-20% | 7 (g) 51-60% | 11 (k) 91-100% |
| 4 (d) 21-30% | 8 (h) 61-70% | 12 Don't know  |

Q1(9)[Hand Card 5] Which category below does your workplace belong to?

**TP4WPLA**



Q1(10) What kind of business is the headquarters/main establishment engaged in? Please give details.

XXWPHQ

(Please describe in detail.)

Q1(11)[Hand Card 6] How many people work in the entire corporation or organization where you work? Please make sure to include family workers, non-regular employees and yourself.

SZTTLSTA

- |             |               |                       |
|-------------|---------------|-----------------------|
| 1 (a) 1     | 5 (e) 30-99   | 9 (i) 1,000-1,999     |
| 2 (b) 2-4   | 6 (f) 100-299 | 10 (j) 2,000-9,999    |
| 3 (c) 5-9   | 7 (g) 300-499 | 11 (k) 10,000 or over |
| 4 (d) 10-29 | 8 (h) 500-999 | 12 Don't know         |

Q1(12) How many years have you been working for the corporation or organization you currently work at? (If you are self-employed, give the number of years self-employed.)

XJOBYR

About  year(s) Notes for interviewer: Please enter zero (0) in the column should the respondent have worked for less than a year.

Q1(13) Have you received training of any kind that seemed to be useful for your job in the past year?

XTRG1YR



Q1(13)(a)[Hand Card 7] Who paid the education or training fee? If you received training more than once, answer for the majority of them:

WHPAYTRG

- |                                   |                        |   |                                |
|-----------------------------------|------------------------|---|--------------------------------|
| 1<br>(a)                          | 2<br>(b)               | 3<br>(c)  | 4<br>(d)                       |
| Mainly, the employer paid for it. | Mainly, I paid for it. | Mainly, it was covered by public funds, such as government money. | Other (                      ) |

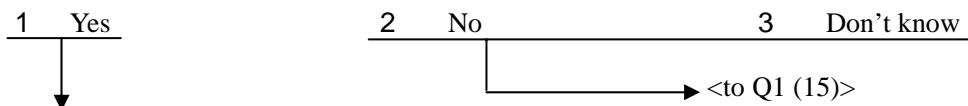
Q1(13)(b)[Hand Card 8] How long was the total period of such training? If you received training more than once, please estimate the total duration.

SZTRGA

- |                  |               |               |               |  |   |                    |
|------------------|---------------|---------------|---------------|--|---|--------------------|
| 1<br>(a)         | 2<br>(b)      | 3<br>(c)      | 4<br>(d)      | 5<br>(e)   | 6<br>(f)  | 7<br>(g)           |
| Less than 1 week | About 2 weeks | About 3 weeks | About 1 month | More than 1 month, up to 3 months (Including 3 months) | More than 3 months, up to 6 months (Including 6 months) | More than 6 months |

Q1(14)(a) Do you have a supervisor on the job to whom you are directly responsible at your job?

DOBOSS



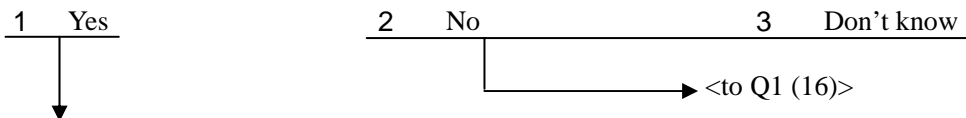
Q1(14)(b) Does that person have a supervisor on the job to whom he/she is directly responsible at the job?

BSDOBOSS

- 1 Yes                      2 No                      3 Don't know

Q1(15)(a) In your job, do you supervise anyone who is directly responsible to you?

DOSTAFF



Q1(15)(b) Do any of those persons supervise anyone else?

STFDOSTF

1	Yes		2	No		3	Don't know
---	-----	--	---	----	--	---	------------

Q1(16)(a) Is there any labor union at the place you work?

DOUNION

1	Yes, there is a labor union.		2	No, there is no labor union.		3	Don't know
---	------------------------------	--	---	------------------------------	--	---	------------

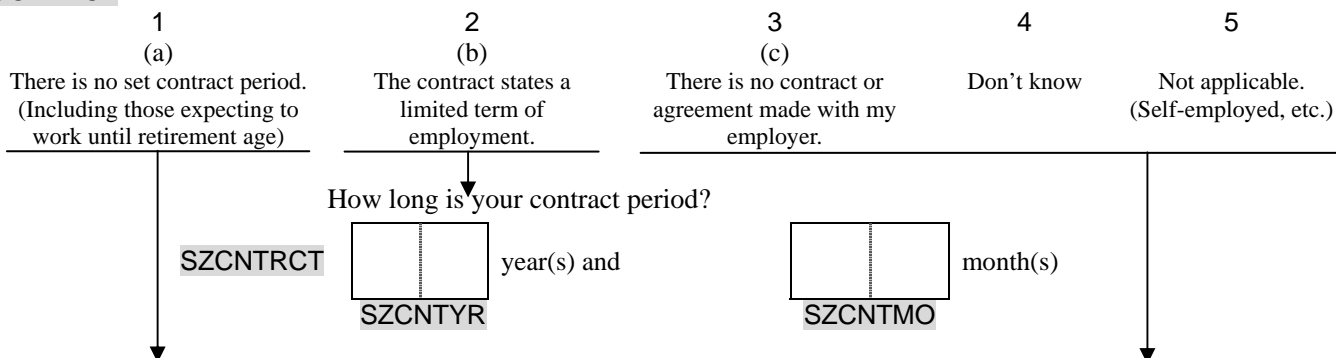
Q1(16)(b) Do you belong to a labor union?

JOINUNI

1	2	3
I am a member of a labor union at my workplace.	I am a member of a labor union outside of my workplace.	I am not a member of any labor union.

Q1(17)[Hand Card 9] What is the contract period of your current job?

DOCNTRCT



Q1(18)[Hand Card 10] Thinking about the next 12 months, how likely do you think it is that you will lose your job or be laid off? Notes for interviewer: Include cases where self-employed people lose their jobs due to bankruptcy, etc.

OP4UNEMP

1	2	3	4	5
(a)	(b)	(c)	(d)	
Very likely	Fairly likely	Not too likely	Not at all likely	Don't know

Q1(19)[Hand Card 11] If you lose your (current) job, about how easy would it be for you to find a (new) job with another employer with approximately the same income and fringe benefits you now have?

OP3NEWJB

1	2	3	4
(a)	(b)	(c)	
Very easy	Somewhat easy	Not easy at all	Don't know

Q1(20) If you were to get enough money to live as comfortably as you would like for the rest of your life, would you continue to work or would you stop working?

WLSTOPWK

1	2	3
Continue to work	Stop working	Don't know

Q1(21)[Hand Card 12] On the whole, how satisfied are you with the (main) job you have?

ST5JOB

1	2	3	4	5	6
(a)	(b)	(c)	(d)	(e)	
Satisfied	Somewhat satisfied	Neither satisfied nor dissatisfied	Somewhat dissatisfied	Dissatisfied	Don't know

Q1(22)[Hand Card 13] Are you considering quitting your current job or business?

WLKEEPJA

- |  |   |  |            |
|--|---|--|------------|
| 1<br>(a)   | 2<br>(b)                                | 3<br>(c)                                 | 4          |
| I am considering quitting<br>in the near future. | I am not considering<br>quitting (now). | I am not considering<br>quitting at all. | Don't know |

Q1(23)[Hand Card 14] What was the annual income from your main job during the last one year? Please state the amount before taxes and other deductions. Notes for interviewer: If asked, please reply that overtime payment should be included.

SZINCOMX

- |  |  |
|--|--|
| 1 (a) None                               | 13 (m) 8.5 million yen - 10 million yen  |
| 2 (b) Less than 700,000 yen              | 14 (n) 10 million yen - 12 million yen   |
| 3 (c) 700,000 yen - 1 million yen        | 15 (o) 12 million yen - 14 million yen   |
| 4 (d) 1 million yen - 1.3 million yen    | 16 (p) 14 million yen - 16 million yen   |
| 5 (e) 1.3 million yen - 1.5 million yen  | 17 (q) 16 million yen - 18.5 million yen |
| 6 (f) 1.5 million yen - 2.5 million yen  | 18 (r) 18.5 million yen - 23 million yen |
| 7 (g) 2.5 million yen - 3.5 million yen  | 19 (s) 23 million yen or over            |
| 8 (h) 3.5 million yen - 4.5 million yen  | → (specify the amount) SZHIINCX          |
| 9 (i) 4.5 million yen - 5.5 million yen  | About _____ yen                          |
| 10 (j) 5.5 million yen - 6.5 million yen | 20 Don't want to state the income.       |
| 11 (k) 6.5 million yen - 7.5 million yen | 21 Don't know                            |
| 12 (l) 7.5 million yen - 8.5 million yen |  |

Q1(24)[Hand Card 15] How is your main income determined? Choose one from below. Please state how it is paid and the approximate amount of payment (before taxes and other deductions). Do not include payment for overtime work. Notes for interviewer: Circle one of the numbers from 1 to 7, and then enter the figure in the columns.

TP5PAY

- |          |                          |   |   |     |
|----------|--------------------------|---|---|-----|
| SZPAYHRX | 1 (a) Hourly wage        | → | <input type="text"/>                                      | yen |
| SZPAYDYX | 2 (b) Daily wage         | → | <input type="text"/>                                      | yen |
| SZPAYWKX | 3 (c) Weekly wage        | → | <input type="text"/>                                      | yen |
| SZPAYMOX | 4 (d) Monthly wage       | → | <input type="text"/>                                      | yen |
| SZPAYYRX | 5 (e) Yearly wage        | → | <input type="text"/>                                      | yen |
|          | 6 (f) Other payment form |   | <input type="text" value="(Please describe in detail.)"/> |     |
|          | 7 Don't know             |   |   |     |

Q1(25) Did you engage in any work in the last week other than what you stated, or did you plan to do such work?

XSJB1WK

- |       |           |
|-------|-----------|
| 1 Yes | 2 No      |
| ↓     | ↓         |
|       | → <to Q2> |

Q1(26) How many total hours did you engage, or plan to engage, in such work last week?

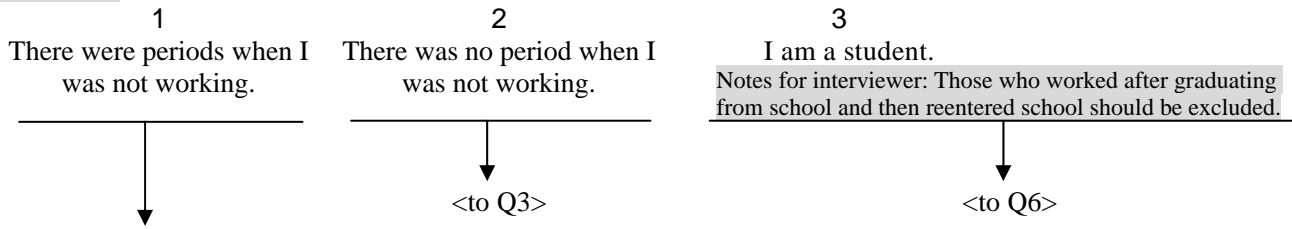
SZSJBHWK

		hour(s)
--	--	---------

(To all respondents)

Q2(1) Was there any period you weren't employed after graduating from school? If you are not working now, please include the current period. Count family business as a job.

XNOWORK



Q2(2)(a)[Hand Card 16] How many years in total?

SZNOWORK

- |  |  |
|--|--|
| 1 (a) Less than one year                             | 4 (d) Five years or more (but less than ten years) |
| 2 (b) One year or more (but less than three years)   | 5 (e) Ten years or more                            |
| 3 (c) Three years or more (but less than five years) | 6 Don't know                                       |

Q2(2)(b)[Hand Card 17] How long did you look for a job?

SZFINDJB

- |  |  |
|--|--|
| 1 (a) I have never looked for a job.                 | 5 (e) Five years or more (but less than ten years) |
| 2 (b) Less than one year                             | 6 (f) Ten years or more                            |
| 3 (c) One year or more (but less than three years)   | 7 Don't know                                       |
| 4 (d) Three years or more (but less than five years) |  |

Q3[Hand Card 18] How many corporations or organizations have you worked for as a full-time employee? If you are a full-time employee now, please include that.

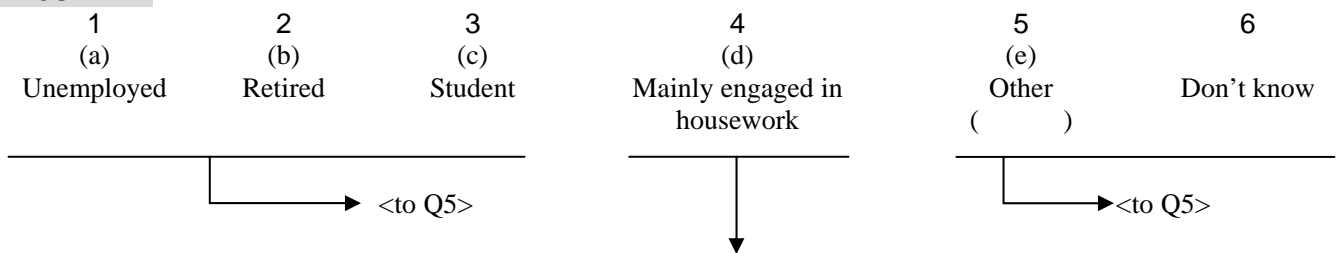
XNUMCOWK

- |   |                 |
|---|-----------------|
| 1 (a) None (I have never worked as a full-time employee.) | 5 (e) 4         |
| 2 (b) 1   | 6 (f) 5         |
| 3 (c) 2   | 7 (g) 6 or more |
| 4 (d) 3   | 8 Don't know    |

Notes for interviewer: Those who replied to Q1(1) '1 (a) I worked last week.' or '2 (b) I was going to work last week, but did not work.' should go to Q9. Only the respondents who did not work, namely, those who replied to Q1(1) '3(c) I did not work.' should reply to Q4-Q8.

Q4(1)[Hand Card 19] Which category below have you belonged to during the last week?

TP5UNEMP



Q4(2)[Hand Card 20] If you were to consider that your housekeeping work was "your occupation," how satisfied are you with your present housekeeping work?

ST5HSWK

- |           |                    |                                    |                       |              |            |
|-----------|--------------------|------------------------------------|-----------------------|--------------|------------|
| 1<br>(a)  | 2<br>(b)           | 3<br>(c)                           | 4<br>(d)              | 5<br>(e)     | 6          |
| Satisfied | Somewhat satisfied | Neither satisfied nor dissatisfied | Somewhat dissatisfied | Dissatisfied | Don't know |

Q5(1) Have you ever had any paying job?

XWORK



Q5(2) Did you keep that job for more than one year?

XWORK1Y



Q5(3) When did you quit your last paying job?

WHNSTPWK

Notes for interviewer: Convert to the Christian Era calendar.

Year

--	--	--

Please answer about your last paying job.

Q5(4)[Hand Card 21] What was the main reason why you quit your job?

XXSTPJB

- |  |  |
|--|--|
| 1 (a) I reached the mandatory retirement age.  | 8 (h) I was not satisfied with the work or working conditions.         |
| 2 (b) I retired early, by choice.              | 9 (i) I wanted to open a new business or change my job.                |
| 3 (c) I retired early, not by choice.          | 10 (j) I had to provide nursing care to a family member.               |
| 4 (d) I became permanently disabled.           | 11 (k) I married.  |
| 5 (e) My workplace shut down.                  | 12 (l) I gave birth or could not combine my job with raising children. |
| 6 (f) I was dismissed.                         | 13 (m) Other ( )   |
| 7 (g) My term of employment or contract ended. | 14 Don't know  |

Q5(5)[Hand Card 22] Which one of the categories best describes your last job?

Notes for interviewer: Government employees should also reply to Q5(5) 'your employment status,' Q5(6) 'nature of business,' and Q5(7) 'details of your job.' Allow respondents to determine whether he/she is 1 (a) an executive or 10 (j) a self-employed person.

TP12LSTJ

- |   |  |
|---|--|
| 1 (a) Executive of a company or a corporation   | 8 (h) Temporary worker, Daily worker, Part-time temporary worker |
| 2 (b) Regular employee with no managerial post  | 9 (i) Dispatched worker from temporary personnel agency          |
| 3 (c) Regular employee - Group leader, Foreman  | 10 (j) Self-employed   |
| 4 (d) Regular employee - Sub-section Head (or equivalent position) - <i>kakaricho</i>             | 11 (k) Family worker   |
| 5 (e) Regular employee - Section Head, Manager (or equivalent position) - <i>kacho</i>            | 12 (l) Doing piecework at home                                   |
| 6 (f) Regular employee - Department Head, General Manager (or equivalent position) - <i>bucho</i> | 13 Don't know  |
| 7 (g) Regular employee - managerial status unknown  |  |

Q5(6) What kind of business was your last workplace (establishment, such as factory, office, store or hospital) engaged in? Please give details (e.g., selling vegetables, manufacturing automobiles, operating an inn, operating a branch of a bank, etc.).

XXLSTWPL

(Please describe in detail.)

Q5(7) What kind of job did you do at your last workplace? Please give details (e.g., elementary-school teacher, cram-school teacher, farmer, bus driver, automobile mechanic, cashier at a supermarket, accounting clerk at a bank, computer programmer, clerical staff member for a sales department, on-the-road sales person, etc.).

XXLSTJB

(Please describe in detail.)

Q5(8)[Hand Card 23] How many people worked in the entire corporation or organization where you engaged in your last job? Please make sure to include family workers, non-regular employees, and yourself.

**SZSTFLSA**

- |             |               |                          |
|-------------|---------------|--------------------------|
| 1 (a) 1     | 5 (e) 30-99   | 9 (i) 1,000-1,999        |
| 2 (b) 2-4   | 6 (f) 100-299 | 10 (j) 2,000-9,999       |
| 3 (c) 5-9   | 7 (g) 300-499 | 11 (k) 10,000 or over    |
| 4 (d) 10-29 | 8 (h) 500-999 | 12 (l) Government agency |
|             |               | 13 Don't know            |

Q5(9)[Hand Card 24] What was your annual income (per year) from your last paying job? Please state the amount before taxes and other deductions. Notes for interviewer: If asked, please reply that overtime payment should be included.

**SZINLST**

- |  |  |
|--|--|
| 1 (a) None                               | 13 (m) 8.5 million yen - 10 million yen  |
| 2 (b) Less than 700,000 yen              | 14 (n) 10 million yen - 12 million yen   |
| 3 (c) 700,000 yen - 1 million yen        | 15 (o) 12 million yen - 14 million yen   |
| 4 (d) 1 million yen - 1.3 million yen    | 16 (p) 14 million yen - 16 million yen   |
| 5 (e) 1.3 million yen - 1.5 million yen  | 17 (q) 16 million yen - 18.5 million yen |
| 6 (f) 1.5 million yen - 2.5 million yen  | 18 (r) 18.5 million yen - 23 million yen |
| 7 (g) 2.5 million yen - 3.5 million yen  | 19 (s) 23 million yen or over            |
| 8 (h) 3.5 million yen - 4.5 million yen  | → (specify the amount) <b>SZHILST</b>    |
| 9 (i) 4.5 million yen - 5.5 million yen  | About _____ yen                          |
| 10 (j) 5.5 million yen - 6.5 million yen | 20 Don't want to state the income.       |
| 11 (k) 6.5 million yen - 7.5 million yen | 21 Don't know                            |
| 12 (l) 7.5 million yen - 8.5 million yen |  |

Q6 Do you wish to have a paying job in the future?

**WLWANTJB**

- |       |      |
|-------|------|
| 1 Yes | 2 No |
|-------|------|

Q7 Are you looking for a job now?

**DOFINDJB**

- |       |      |
|-------|------|
| 1 Yes | 2 No |
|-------|------|

Q8[Hand Card 25] What is your main source of financial support? Choose all items that apply.

- |   |  |                 |
|---|--|-----------------|
| <b>INPEN</b> 1 (a) Pension                      | 6 (f) Income from family members other than your spouse or parents | <b>INFAMILY</b> |
| <b>INUEB</b> 2 (b) Unemployment benefits        | 7 (g) Social welfare benefits                                      | <b>INOCSEC</b>  |
| <b>INSAVING</b> 3 (c) Savings                   | 8 (h) Occasional work  | <b>INIRREG</b>  |
| <b>INPOUSE</b> 4 (d) Spouse or partner's income | 9 (i) Other ( )  | <b>INOTHER</b>  |
| <b>INPARENT</b> 5 (e) Parents' income           | 10 Don't know (nothing marked)                                     | <b>INNOKNOW</b> |
|   |  | <b>INNOMARK</b> |



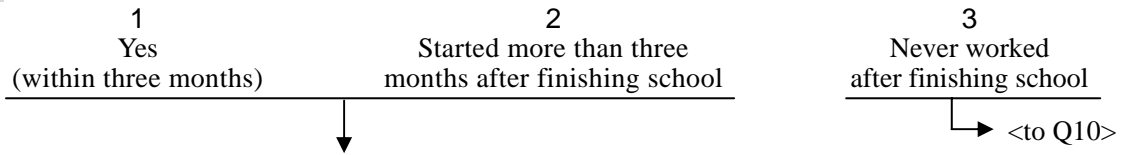
(To all respondents)

The following questions are about the first job you took after finishing your school.

Notes for interviewer: If the respondent left school before graduation, ask about the first job he/she was engaged in after leaving school.

Q9(1)(a)[Hand Card 26] Did you start working immediately after finishing school?

XGETJOB



Q9(1)(b)[Hand Card 27] How did you find the job? Choose one major factor from among the following.

HOWJOB

- 1 (a) Through my school's (career guidance) introduction
- 2 (b) Through the public employment security office's introduction
- 3 (c) Through a private job placement office's introduction
- 4 (d) By registering at a temporary employment agency
- 5 (e) Through classified ads or job-placement magazines
- 6 (f) By applying directly to the company (includes invitation from the company)
- 7 (g) Through an introduction by a family member or a relative
- 8 (h) Through an introduction by a friend
- 9 (i) By starting a business on my own
- 10 (j) By joining the family business
- 11 Don't remember

Q9(1)(c)[Hand Card 28] Which one of the categories best describes your first job?

Notes for interviewer: Government employees should also reply to Q9(1)(c) 'your employment status,' Q9(2) 'nature of business,' and Q9(3) 'details of your job.' Allow respondents to determine whether he/she is 1 (a) an executive or 10 (j) a self-employed person.

TP12FSTJ

- 1 (a) Executive of a company or a corporation
- 2 (b) Regular employee with no managerial post
- 3 (c) Regular employee – Group leader, Foreman
- 4 (d) Regular employee – Sub-section Head (or equivalent position) – *kakaricho*
- 5 (e) Regular employee – Section Head, Manager (or equivalent position) – *kacho*
- 6 (f) Regular employee – Department Head, General Manager (or equivalent position) - *bucho*
- 7 (g) Regular employee – managerial status unknown
- 8 (h) Temporary worker, Daily worker, Part-time temporary worker
- 9 (i) Dispatched worker from temporary personnel agency
- 10 (j) Self-employed
- 11 (k) Family worker
- 12 (l) Doing piecework at home
- 13 Don't know

Q9(2) What kind of business was your first workplace (establishment, such as factory, office, store or hospital) engaged in? Please give details (e.g., selling vegetables, manufacturing automobiles, operating an inn, operating a branch of a bank, etc.).

XXFSTWP

(Please describe in detail.)

Q9(3) What kind of job did you do at your first workplace? Please give details (e.g., elementary-school teacher, cram-school teacher, farmer, bus driver, automobile mechanic, cashier at a supermarket, accounting clerk at a bank, computer programmer, clerical staff member for a sales department, on-the-road salesperson, etc.).

XXFSTJB

(Please describe in detail.)

Q9(4)[Hand Card 29] How many people worked in the entire corporation or organization where you engaged in your first job? Please make sure to include family workers, non-regular employees, and yourself.

SZSTFFST

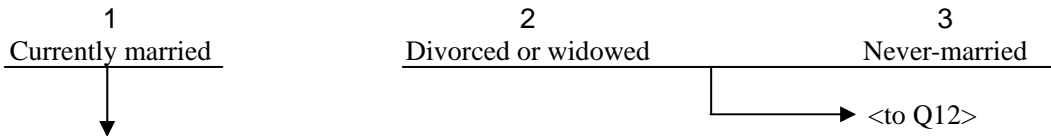
- 1 (a) 1
- 2 (b) 2-4
- 3 (c) 5-9
- 4 (d) 10-29
- 5 (e) 30-99
- 6 (f) 100-299
- 7 (g) 300-499
- 8 (h) 500-999
- 9 (i) 1,000-1,999
- 10 (j) 2,000-9,999
- 11 (k) 10,000 or over
- 12 (l) Government agency
- 13 Don't know

(To all respondents)

Please answer the following questions regarding your spouse.

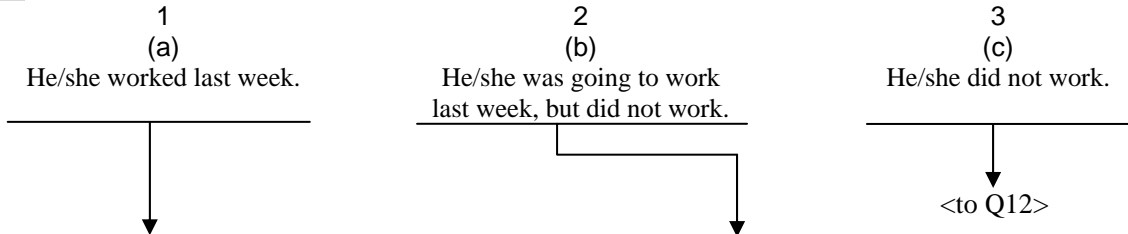
Q10 Are you married? Notes for interviewer: An unregistered common-law marriage should be included.

DOMARRY



Q11(1)[Hand Card 30] Did your spouse have any paying job in the last week? Choose from below.

SSJB1WK



(2) How many days did your spouse work last week? How many hours did he/she work, including overtime?

(3) How many days does your spouse usually work per week? Also, how many hours does he/she usually work, including overtime?

SSJBDWK

day(s)/week

SSJBHRWK

Total  hour(s)/week

Q11(4)[Hand Card 31] Which one of the categories best describes your spouse's job?

Notes for interviewer: Respondents whose spouses are government employees should also reply to Q11(4) 'your spouse's employment status,' Q11(5) 'nature of business,' and Q11(6) 'details of your spouse's job.' Allow respondents to determine whether he/she is 1 (a) an executive or 10 (j) a self-employed person.

SSTP12JB

- 1 (a) Executive of a company or a corporation
- 2 (b) Regular employee with no managerial post
- 3 (c) Regular employee - Group leader, Foreman
- 4 (d) Regular employee - Sub-section Head (or equivalent position) - *kakaricho*
- 5 (e) Regular employee - Section Head, Manager (or equivalent position) - *kacho*
- 6 (f) Regular employee - Department Head, General Manager (or equivalent position) - *bucho*
- 7 (g) Regular employee - managerial status unknown
- 8 (h) Temporary worker, Daily worker, Part-time temporary worker
- 9 (i) Dispatched worker from temporary personnel agency
- 10 (j) Self-employed
- 11 (k) Family worker
- 12 (l) Doing piecework at home
- 13 (m) He/she has never had any job. → <to Q12>
- 14 Don't know

Q11(5) What kind of business is your spouse's workplace (establishment, such as factory, office, store or hospital) engaged in? Please give details (e.g., selling vegetables, manufacturing automobiles, operating an inn, operating a branch of a bank, etc.).

SSXXHQX

(Please describe in detail.)

Q11(6) What kind of job does your spouse usually do? Please give details (e.g., elementary-school teacher, cram-school teacher, farmer, bus driver, automobile mechanic, cashier at a supermarket, accounting clerk at a bank, computer programmer, clerical staff member for a sales department, on-the-road salesperson, etc.).

SSXXJOB

(Please describe in detail.)



Q11(7)[Hand Card 32] How many people work in the entire corporation or organization where your spouse works?

Please make sure to include family workers, non-regular employees, and him/herself.

SSSZSTFA

- |             |               |                          |
|-------------|---------------|--------------------------|
| 1 (a) 1     | 5 (e) 30-99   | 9 (i) 1,000-1,999        |
| 2 (b) 2-4   | 6 (f) 100-299 | 10 (j) 2,000-9,999       |
| 3 (c) 5-9   | 7 (g) 300-499 | 11 (k) 10,000 or over    |
| 4 (d) 10-29 | 8 (h) 500-999 | 12 (l) Government agency |
|             |               | 13 Don't know            |

Q11(8) How many years has your spouse been working for the corporation or organization he/she currently works at?

(For those who are self-employed, give the number of years self-employed.)

SSSZWKYR

--	--

year(s)

Notes for interviewer: Please enter zero (0) in the column should the respondent have worked for less than a year.

Q11(9)[Hand Card 33] What was your spouse's annual income from his/her main job during the last one year? Please

state the amount before taxes and other deduction. Notes for interviewer: If asked, please reply that overtime payment should be included.

SSSZINCM

- |  |  |
|--|--|
| 1 (a) None                               | 13 (m) 8.5 million yen - 10 million yen  |
| 2 (b) Less than 700,000 yen              | 14 (n) 10 million yen - 12 million yen   |
| 3 (c) 700,000 yen - 1 million yen        | 15 (o) 12 million yen - 14 million yen   |
| 4 (d) 1 million yen - 1.3 million yen    | 16 (p) 14 million yen - 16 million yen   |
| 5 (e) 1.3 million yen - 1.5 million yen  | 17 (q) 16 million yen - 18.5 million yen |
| 6 (f) 1.5 million yen - 2.5 million yen  | 18 (r) 18.5 million yen - 23 million yen |
| 7 (g) 2.5 million yen - 3.5 million yen  | 19 (s) 23 million yen or over            |
| 8 (h) 3.5 million yen - 4.5 million yen  | → (specify the amount) <b>SSHIINCX</b>   |
| 9 (i) 4.5 million yen - 5.5 million yen  | About _____ yen                          |
| 10 (j) 5.5 million yen - 6.5 million yen | 20 Don't want to state the income.       |
| 11 (k) 6.5 million yen - 7.5 million yen | 21 Don't know                            |
| 12 (l) 7.5 million yen - 8.5 million yen |  |

(To all respondents)

The following questions are about yourself.

Q12[Hand Card 34] Who handles most of the housework, including cleaning, cooking and laundry at your house?

WH3H5WK

- 1 (a) Mainly, I do.
- 2 (b) Someone else (spouse, parents, housekeeper, helper, etc.) and I divide it equally.
- 3 (c) Mainly, another person/other people (spouse, parents, housekeeper, helper, etc.) does/do it.
- 4 Don't know

Q13[Hand Card 35] How important are the job-related items shown below to you?

Notes for interviewer: To those who are not working, ask a hypothetical question 'if you were working, how important would you generally think they are?'

Please answer all (A) to (J).	(a) Very important	(b) Important	(c) Neither important nor unimportant	(d) Not important	(e) Not important at all	I don't know.
<b>IM5SECUR</b> (A) Job security →	1	2	3	4	5	6
<b>IM5HIPAY</b> (B) High income →	1	2	3	4	5	6
<b>IM5PROMO</b> (C) Good opportunities for promotion →	1	2	3	4	5	6
<b>IM5INTRG</b> (D) An interesting job →	1	2	3	4	5	6
<b>IM5INDEP</b> (E) A job that allows me to work independently →	1	2	3	4	5	6
<b>IM5OTHER</b> (F) A job that allows me to help other people →	1	2	3	4	5	6
<b>IM5SOCTY</b> (G) A job that is useful to society →	1	2	3	4	5	6
<b>IM5FREE</b> (H) A job with flexible working hours/days →	1	2	3	4	5	6
<b>IM5FAMIL</b> (I) To be able to manage the work and family life →	1	2	3	4	5	6
<b>IM5TRG</b> (J) To have the opportunity to receive education/ training →	1	2	3	4	5	6

Q14[Hand Card 36] In our society there are groups of people that tend to be towards the top and those that are towards the bottom. Here we have a scale that runs from top to bottom. Where would you put yourself on this scale?

OP10LVL

Top    1    2    3    4    5    6    7    8    9    10    Bottom

The following are questions about political party support.

Q15[Hand Card 37] Currently, which political party do you support?

XX8PLPTY

1	2	3	4	5	6	7	8	9	10
(a)	(b)	(c)	(d)	(e)	(f)	(g)	(h)	(i)	I don't know.
Liberal Democratic Party	Democratic Party of Japan	New <i>Komeito</i>	Liberal Party	Japanese Communist Party	Social Democratic Party	Conservative Party	Other (    )	There is no particular party I support.	I don't know.

→ <to Q16>

↓ <to Q16>

Additional Q1[Hand Card 38] Is there any political party you usually feel favorable toward?

XX9PLPFV

- |   |     |                           |    |     |   |
|---|-----|---------------------------|----|-----|---|
| 1 | (a) | Liberal Democratic Party  | 6  | (f) | Social Democratic Party                                   |
| 2 | (b) | Democratic Party of Japan | 7  | (g) | Conservative Party  |
| 3 | (c) | New <i>Komeito</i>        | 8  | (h) | Other (    )  |
| 4 | (d) | Liberal Party             | 9  | (j) | There is no political party that I feel favorable toward. |
| 5 | (e) | Japanese Communist Party  | 10 |     | Don't know  |

Q16[Hand Card 39] Which political party do you think has the ability to take political power. (Choose all that apply.)

- |          |       |                           |       |                                     |                      |
|----------|-------|---------------------------|-------|-------------------------------------|----------------------|
| OLDPOK   | 1 (a) | Liberal Democratic Party  | 6 (f) | Social Democratic Party             | OSDPOK               |
| ODPOK    | 2 (b) | Democratic Party of Japan | 7 (g) | Conservative Party                  | OHOSHUOK             |
| OKOMEIOK | 3 (c) | New <i>Komeito</i>        | 8 (h) | Other ( )                           | OOTHEROK             |
| OLPOK    | 4 (d) | Liberal Party             | 9 (j) | There is no party that can do that. | ONOPLPOK             |
| OCOMMPOK | 5 (e) | Japanese Communist Party  | 10    | Don't know<br>(nothing marked)      | OPLPDONT<br>OPLPNOMK |

The following questions are about your residence.

Q17[Hand Card 40] In which of following do you live?

TP8DWEL

- 1 (a) Own house
- 2 (b) Own condominium (apartment)
- 3 (c) Rented house owned by private company
- 4 (d) Rented apartment house owned by a private company
- 5 (e) Company house or house for government employees
- 6 (f) Company apartment house or apartment house for government employees
- 7 (g) Rented public house of a public corporation
- 8 (h) Rented public apartment of a public corporation
- 9 (i) Other ( )

Q18 What is the size of your residence? State the entire floor area of the house itself. Tell the number of *tatami* or *tsubo*, or square meters. (If the house is also used as a business place, include the business floor area, too. For apartment houses and condominiums, state the area you live in.)

SZDWEL

--	--	--	--

m<sup>2</sup>

Notes for interviewer: Enter the figure in square meters.

The following questions are about your family.

Q19(1) How many family members, including yourself, live at your residence?

SZFFHERE   members

Q19(2) Are there any family members who are temporarily living separately, due to job transfer, school, hospitalization, institutionalization, etc.? If there are any, please state the number of such family members.

SZFFAWAY  members Notes for interviewer: Should none of them apply, enter zero (0).

Q20[Hand Card 41] Regarding the family members you live with or do not live with as stated in the previous question, please state their relationship to you, sex, age and whether you currently live with that person or not.

[Reason why a family member is not living with you]			
1	(a) Job transfer	4	(d) Living at a nursing home/care center for the elderly, etc.
2	(b) Going to school away from home	5	Others/don't know
3	(c) Hospitalized	6	Refuse to answer

Notes for interviewer: The heading No. (01 to 10) in 'Relationship with the respondent' column should be marked for each and every member in the family.

In case of discrepancy in the number of family members stated in Q19(1) and Q19(2), ask the respondent. 'Relationship with the respondent' should be asked in such a way that the after-coding is possible. 'Living/Not living with' should be determined with respect to the respondent. When there are more than 10 members in the family, write down their data on Supplementary Form 1(green) and insert the form on this page. Ask the respondent to state the age as of September 1, 2001, if he/she so asks.

Relationship with the respondent	Code	Sex	Age	Living/ Not Living with	Reason for living separately	Head of the household
01 FF01MARK Respondent himself/herself	FF01REL <input type="text" value="00"/>	FF01SEX Male =1 Female =2	FF01AGE yrs.	FF01HERE Living together =1	FF01WHY	FF01HEAD 1
02 FF02MARK <input type="text"/>	FF02REL <input type="text"/>	FF02SEX Male =1 Female =2	FF02AGE yrs.	FF02HERE Living together =1 Not living together=2	FF02WHY 1 2 3 4 5 6 (a) (b) (c) (d)	FF02HEAD 1
03 FF03MARK <input type="text"/>	FF03REL <input type="text"/>	FF03SEX Male =1 Female =2	FF03AGE yrs.	FF03HERE Living together =1 Not living together=2	FF03WHY 1 2 3 4 5 6 (a) (b) (c) (d)	FF03HEAD 1
04 FF04MARK <input type="text"/>	FF04REL <input type="text"/>	FF04SEX Male =1 Female =2	FF04AGE yrs.	FF04HERE Living together =1 Not living together=2	FF04WHY 1 2 3 4 5 6 (a) (b) (c) (d)	FF04HEAD 1
05 FF05MARK <input type="text"/>	FF05REL <input type="text"/>	FF05SEX Male =1 Female =2	FF05AGE yrs.	FF05HERE Living together =1 Not living together=2	FF05WHY 1 2 3 4 5 6 (a) (b) (c) (d)	FF05HEAD 1
06 FF06MARK <input type="text"/>	FF06REL <input type="text"/>	FF06SEX Male =1 Female =2	FF06AGE yrs.	FF06HERE Living together =1 Not living together=2	FF06WHY 1 2 3 4 5 6 (a) (b) (c) (d)	FF06HEAD 1
07 FF07MARK <input type="text"/>	FF07REL <input type="text"/>	FF07SEX Male =1 Female =2	FF07AGE yrs.	FF07HERE Living together =1 Not living together=2	FF07WHY 1 2 3 4 5 6 (a) (b) (c) (d)	FF07HEAD 1
08 FF08MARK <input type="text"/>	FF08REL <input type="text"/>	FF08SEX Male =1 Female =2	FF08AGE yrs.	FF08HERE Living together =1 Not living together=2	FF08WHY 1 2 3 4 5 6 (a) (b) (c) (d)	FF08HEAD 1
09 FF09MARK <input type="text"/>	FF09REL <input type="text"/>	FF09SEX Male =1 Female =2	FF09AGE yrs.	FF09HERE Living together =1 Not living together=2	FF09WHY 1 2 3 4 5 6 (a) (b) (c) (d)	FF09HEAD 1
10 FF10MARK <input type="text"/>	FF10REL <input type="text"/>	FF10SEX Male =1 Female =2	FF10AGE yrs.	FF10HERE Living together =1 Not living together=2	FF10WHY 1 2 3 4 5 6 (a) (b) (c) (d)	FF10HEAD 1

SPAGEX Spouse's Age

**Code List**

00 Respondent himself/herself	10	20	30 Grandson	40 Father	50 Older brother	60 Grandfather	70 Other(Please give details)
01 Husband	11 Oldest son	21 Oldest daughter	31 Granddaughter	41 Mother	51 Younger brother	61 Grandmother	
02 Wife	12 Second son	22 Second daughter	32 Spouse of grandchild	42 Father-in-law (Father of spouse)	52 Older sister	62 Grandfather-in-law (Grandfather of spouse)	
	13 Third son	23 Third daughter		43 Mother-in-law (Mother of spouse)	53 Younger sister	63 Grandmother-in-law (Grandmother of spouse)	
	14 Wife of the oldest son	24 Husband of the oldest daughter			54 Older brother of spouse		
	15 Wife of the second son	25 Husband of the second daughter			55 Younger brother of spouse		
	16 Wife of the third son	26 Husband of the third daughter			56 Older sister of spouse		
					57 Younger sister of spouse		

**Q21 Who is the head of the household you described above?**

Notes for interviewer: 'Head of the household' column of the table of Q20 should be marked for him/her. The household head must be only one person. In the case where two households live together, ask the respondent to select one person at respondent's discretion.

**Q22 How many children have you had? Please include those who have left home or are deceased.**

Notes for interviewer: If asked about the possible inclusion of adopted children and stepchildren, please reply 'Include your own children only.'

CCNUMTTL 

--	--

 children

**Q23 Please state the age and sex of these children, and whether they are alive or not.**

Notes for interviewer: Discrepancy in the total number of children stated in Q22 may be allowed. If any, ask the respondent about the discrepancy. If asked about inclusion of adopted children and stepchildren, please reply, 'Include your own children only.'  
If the respondent is not sure about 'Age', it may be left blank. So may be 'Deceased = 2' and 'Unknown = 3' of 'Alive or Deceased' column.

When there are more than seven children, write down their data on Supplementary Form 2(yellow) and insert the form on this page.

		Year of birth	Sex	Alive of Deceased	Age
CC01MARK	1	Taisho = 1 Showa = 2 Heisei = 3 CC01BORN	CC01SEX Male = 1 Female = 2	Alive = 1 → Deceased = 2 CC01LIVE Unknown = 3	CC01AGE yrs.
CC02MARK	2	Taisho = 1 Showa = 2 Heisei = 3 CC02BORN	CC02SEX Male = 1 Female = 2	Alive = 1 → Deceased = 2 CC02LIVE Unknown = 3	CC02AGE yrs.
CC03MARK	3	Taisho = 1 Showa = 2 Heisei = 3 CC03BORN	CC03SEX Male = 1 Female = 2	Alive = 1 → Deceased = 2 CC03LIVE Unknown = 3	CC03AGE yrs.
CC04MARK	4	Taisho = 1 Showa = 2 Heisei = 3 CC04BORN	CC04SEX Male = 1 Female = 2	Alive = 1 → Deceased = 2 CC04LIVE Unknown = 3	CC04AGE yrs.
CC05MARK	5	Taisho = 1 Showa = 2 Heisei = 3 CC05BORN	CC05SEX Male = 1 Female = 2	Alive = 1 → Deceased = 2 CC05LIVE Unknown = 3	CC05AGE yrs.
CC06MARK	6	Taisho = 1 Showa = 2 Heisei = 3 CC06BORN	CC06SEX Male = 1 Female = 2	Alive = 1 → Deceased = 2 CC06LIVE Unknown = 3	CC06AGE yrs.
CC07MARK	7	Taisho = 1 Showa = 2 Heisei = 3 CC07BORN	CC07SEX Male = 1 Female = 2	Alive = 1 → Deceased = 2 CC07LIVE Unknown = 3	CC07AGE yrs.







The following are questions about your marriage.

Q32(1) How old were you when you first married?

**XMARRY**

<p>1</p> <p style="text-align: center;"><b>AGE1MG</b></p> <p>I married when I was <input style="width: 40px; height: 20px; border: 1px solid black;" type="text"/> <input style="width: 40px; height: 20px; border: 1px solid black;" type="text"/> years old.</p> <hr style="width: 100%;"/> <p style="text-align: center;">↓</p>	<p>2</p> <p>I have never married.</p> <hr style="width: 100%;"/> <p style="text-align: center;">↓</p>	<p>3</p> <p>Don't know</p> <hr style="width: 100%;"/> <p style="text-align: center;">→ &lt;to Q33&gt;</p>
--	---	---

Q32(2) Have you ever divorced? (If yes) How many times have you divorced?

**XDIV**

<p>1</p> <p style="text-align: center;"><b>FQXDIV</b></p> <p>Yes <input style="width: 40px; height: 20px; border: 1px solid black;" type="text"/> time(s)</p> <hr style="width: 100%;"/> <p style="text-align: center;">↓</p>	<p>2</p> <p>No</p> <hr style="width: 100%;"/> <p style="text-align: center;">↓</p>	<p>3</p> <p>Don't know</p> <hr style="width: 100%;"/> <p style="text-align: center;">→ &lt;to Q32(4)&gt;</p>
---	--	--

Q32(3) How old were you when you divorced? Have you remarried since then?

(First time)

<p>I divorced when I was <input style="width: 40px; height: 20px; border: 1px solid black;" type="text"/> <input style="width: 40px; height: 20px; border: 1px solid black;" type="text"/> years old.</p>	→	<p>1 Remarried when I was <input style="width: 40px; height: 20px; border: 1px solid black;" type="text"/> <input style="width: 40px; height: 20px; border: 1px solid black;" type="text"/> years old</p> <p>2 Never remarried</p>
---	---	--

(Second time)

<p>I divorced when I was <input style="width: 40px; height: 20px; border: 1px solid black;" type="text"/> years old.</p>	→	<p>1 Remarried when I was <input style="width: 40px; height: 20px; border: 1px solid black;" type="text"/> <input style="width: 40px; height: 20px; border: 1px solid black;" type="text"/> years old</p> <p>2 Never remarried</p>
--	---	--

Q32(4) Have you ever been widowed? (If yes) How many times have you been widowed?

**XWIDOW**

<p>1</p> <p style="text-align: center;"><b>FQWDW</b></p> <p>Yes <input style="width: 40px; height: 20px; border: 1px solid black;" type="text"/> time(s)</p> <hr style="width: 100%;"/> <p style="text-align: center;">↓</p>	<p>2</p> <p>No</p> <hr style="width: 100%;"/> <p style="text-align: center;">↓</p>	<p>3</p> <p>Don't know</p> <hr style="width: 100%;"/> <p style="text-align: center;">→ &lt;to Q33&gt;</p>
--	--	---

Q32(5) How old were you when your spouse died? Have you remarried since then?

(First time)

<p>I was <input style="width: 40px; height: 20px; border: 1px solid black;" type="text"/> <input style="width: 40px; height: 20px; border: 1px solid black;" type="text"/> years old when my spouse died.</p>	→	<p>1 Remarried when I was <input style="width: 40px; height: 20px; border: 1px solid black;" type="text"/> <input style="width: 40px; height: 20px; border: 1px solid black;" type="text"/> years old</p> <p>2 Never remarried</p>
---	---	--

(Second time)

<p>I was <input style="width: 40px; height: 20px; border: 1px solid black;" type="text"/> <input style="width: 40px; height: 20px; border: 1px solid black;" type="text"/> years old when my spouse died.</p>	→	<p>1 Remarried when I was <input style="width: 40px; height: 20px; border: 1px solid black;" type="text"/> <input style="width: 40px; height: 20px; border: 1px solid black;" type="text"/> years old</p> <p>2 Never remarried</p>
---	---	--

Q33[Hand Card 49] What was the total annual income of your household during the last one year, before taxes. Please add up income from all sources, including income from stock shares, pensions, and real estate. Notes for interviewer: If asked, please reply that overtime payment should be included.

**SZHSINCM**

- |    |     |                                   |    |     |                                       |
|----|-----|-----------------------------------|----|-----|---------------------------------------|
| 1  | (a) | None                              | 13 | (m) | 8.5 million yen - 10 million yen      |
| 2  | (b) | Less than 700,000 yen             | 14 | (n) | 10 million yen - 12 million yen       |
| 3  | (c) | 700,000 yen - 1 million yen       | 15 | (o) | 12 million yen - 14 million yen       |
| 4  | (d) | 1 million yen - 1.3 million yen   | 16 | (p) | 14 million yen - 16 million yen       |
| 5  | (e) | 1.3 million yen - 1.5 million yen | 17 | (q) | 16 million yen - 18.5 million yen     |
| 6  | (f) | 1.5 million yen - 2.5 million yen | 18 | (r) | 18.5 million yen - 23 million yen     |
| 7  | (g) | 2.5 million yen - 3.5 million yen | 19 | (s) | 23 million yen or over                |
| 8  | (h) | 3.5 million yen - 4.5 million yen |    |     | → (specify the amount) <b>SZSHINC</b> |
| 9  | (i) | 4.5 million yen - 5.5 million yen |    |     | About _____ yen                       |
| 10 | (j) | 5.5 million yen - 6.5 million yen | 20 |     | Don't want to state the income.       |
| 11 | (k) | 6.5 million yen - 7.5 million yen | 21 |     | Don't know                            |
| 12 | (l) | 7.5 million yen - 8.5 million yen |    |     |                                       |

---

This is the end of interview. Thank you very much for your kind cooperation.

[To be completed by interviewer]

F1. Was the respondent cooperative?

**COOP**

- |   |                    |   |                        |
|---|--------------------|---|------------------------|
| 1 | Very cooperative   | 3 | Rather uncooperative   |
| 2 | Rather cooperative | 4 | Not cooperative at all |

F2. Did the respondent understand these questions well?

**USTAND**

- |   |                 |   |                          |
|---|-----------------|---|--------------------------|
| 1 | Very well       | 3 | Had a little difficulty  |
| 2 | Relatively well | 4 | Didn't understand at all |

F3. Which question(s) didn't the respondent seem to understand?

(Please describe in detail.)

F4. Others (Please write down anything you noticed.)

About the provision of incentives  
About the order of interview/self-administered questionnaire etc.

	DATE		DURATION
<b>PROC</b> Order of Questionnaire Administration	<b>DATE</b> Date of interview	Time interview was held	Duration of interview
1 Interview → Self-administered	<b>MONTH</b> Month _____	From ____:____	<b>DURATION</b> _____ minutes
2 Self-administered → Interview	<b>DAY</b> Day _____	to ____:____ (a.m./p.m.)	

Notes for interviewer: Duration of interview means the time spent for the interview and does not include time required for explanation or asking people for their cooperation.