

[1419_Interview]

Survey Title: Japanese General Social Surveys <JGSS-2002>

Depositor: Institute of Social Science, The University of Tokyo

*When you publish research outputs using this data, please acknowledge the source by citing as follows:

The data for this secondary analysis, "Survey Title" (name of Depositor), was provided by the Social Science Japan Data Archive, Center for Social Research and Data Archives, Institute of Social Science, The University of Tokyo.

JGSS-2002 Interview Questionnaire



The Project of "Gakujutsu-Frontier Suishinkyoten"(a key institute on the frontiers of academic projects) supported by the Ministry of Education, Culture, Sports, Science and Technology of Japan

International Comparative Survey on Values and Behavioral Patterns

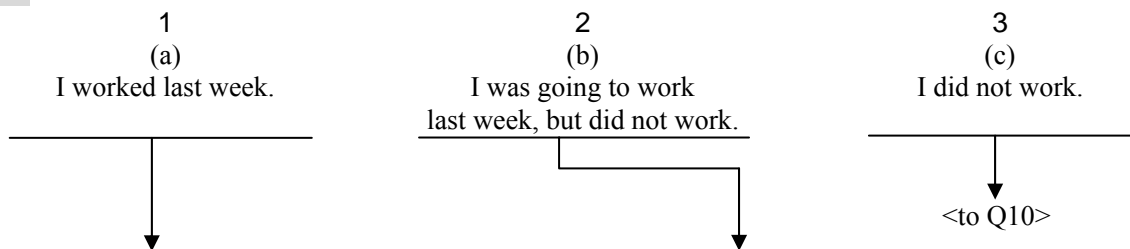
(Interview Questionnaire)

Oct., 2002

Following are the questions regarding your job.

Q1-1[Hand Card 1] Did you have a paying job last week, or did you plan to work last week? Choose from below:

XJOB1WK



If you have two or more jobs, please answer concerning your main job.

Q1-2(a)

How many days did you work last week?
How many total hours did you work?
How many of these hours were overtime?
If you are self-employed, it is not necessary to report overtime.

If you have two or more jobs, please answer concerning your main job.

Q1-2(b)

Usually, how many days do you work at your main-income job? How many total hours do you usually work per week there? How many hours do you work overtime? If you are self-employed, it is not necessary to report overtime.

XJOBDWK

day(s)/week

XJOBHWK

Total hour(s)/week

XOTHWK

of these hours were overtime

(If you have two or more jobs, please answer about your main job.)

Notes for interviewer: Government employees should also reply to all items in Q2 and 3-1.

Q2-1[Hand Card 2] Which one of the following categories best describes your job?

Notes for interviewer: Allow respondents to determine whether he/she is 1 (a) an executive or 10 (j) a self-employed person.

TP12JOB

- | | |
|---|--|
| 1 (a) Executive of a company or a corporation | 8 (h) Temporary worker, Daily worker, Part-time temporary worker |
| 2 (b) Regular employee with no managerial post | 9 (i) Dispatched worker from temporary personnel agency |
| 3 (c) Regular employee - Group leader, Foreman | 10 (j) Self-employed |
| 4 (d) Regular employee - Sub-section Head (or equivalent position) - <i>kakaricho</i> | 11 (k) Family worker |
| 5 (e) Regular employee - Section Head, Manager (or equivalent position) - <i>kacho</i> | 12 (l) Doing piecework at home |
| 6 (f) Regular employee - Department Head, General Manager (or equivalent position) - <i>bucho</i> | 13 Don't know |
| 7 (g) Regular employee - managerial status unknown | |

Q2-2 What kind of business is your workplace (establishment, such as factory, office, store or hospital) engaged in? Please give details (e.g., selling vegetables, manufacturing automobiles, operating an inn, operating a branch of a bank, etc.).

XXWPL

(Please describe in detail. Company name alone is not acceptable.)

Q2-3 What kind of job do you usually do? Please give details (e.g., elementary school teacher, cram-school teacher, farmer, bus driver, automobile mechanic, supermarket cashier, accounting clerk at a bank, computer programmer, clerical staff member for a sales department, on-the-road sales person, etc.).

XXJOB

(Please describe in detail.)

Q2-4[Hand Card 3] How many people work at your workplace (establishment, such as factory, office, store or hospital)? Please make sure to include family workers, non-regular employees and yourself. Notes for interviewer: For an independent establishment, ask the size of the entire company.

SZSTAF

- | | | |
|-------------|---------------|-----------------------|
| 1 (a) 1 | 5 (e) 30-99 | 9 (i) 1,000-1,999 |
| 2 (b) 2-4 | 6 (f) 100-299 | 10 (j) 2,000-9,999 |
| 3 (c) 5-9 | 7 (g) 300-499 | 11 (k) 10,000 or over |
| 4 (d) 10-29 | 8 (h) 500-999 | 12 Don't know |

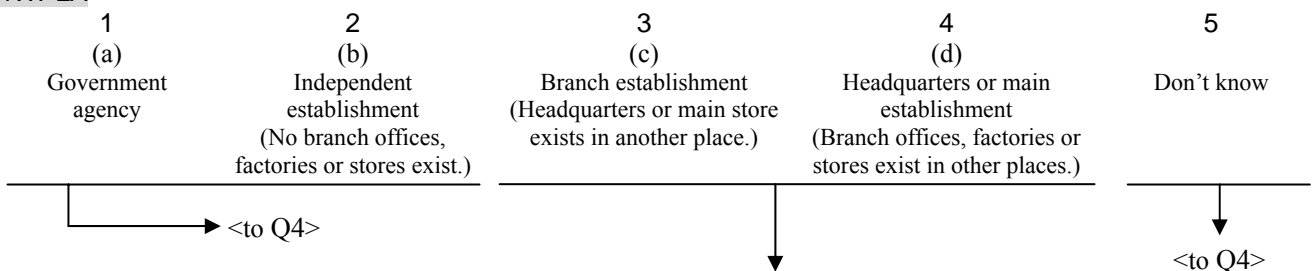
Q2-5[Hand Card 4] What is the percentage of female employees at your workplace (establishment, such as factory, office, store or hospital)?

SZWNSTF

- | | | |
|--------------|--------------|----------------|
| 1 (a) 0% | 5 (e) 31-40% | 9 (i) 71-80% |
| 2 (b) 1-10% | 6 (f) 41-50% | 10 (j) 81-90% |
| 3 (c) 11-20% | 7 (g) 51-60% | 11 (k) 91-100% |
| 4 (d) 21-30% | 8 (h) 61-70% | 12 Don't know |

Q3-1[Hand Card 5] Which category below does your workplace belong to?

TP4WPLA



Q3-2 What kind of business is the headquarters/main establishment engaged in? Please give details.

XXWPHQ

(Please describe in detail. Company name alone is not acceptable.)

Q3-3[Hand Card 6] How many people work in the entire corporation or organization where you work? Please make sure to include family workers, non-regular employees and yourself.

SZTTLSTA

- | | | |
|-------------|---------------|-----------------------|
| 1 (a) 1 | 5 (e) 30-99 | 9 (i) 1,000-1,999 |
| 2 (b) 2-4 | 6 (f) 100-299 | 10 (j) 2,000-9,999 |
| 3 (c) 5-9 | 7 (g) 300-499 | 11 (k) 10,000 or over |
| 4 (d) 10-29 | 8 (h) 500-999 | 12 Don't know |

Q4 How many years have you been working for the corporation or organization you currently work at? (If you are self-employed, give the number of years self-employed.)

XJOBYR

About year(s) Notes for interviewer: Please enter zero (0) in the column should the respondent have worked for less than a year.

Q5-1 Do you have a supervisor on the job to whom you are directly responsible at your job?

DOBOSS

- | | | |
|-------|------|--------------|
| 1 Yes | 2 No | 3 Don't know |
|-------|------|--------------|

Q5-2 In your job, do you supervise anyone who is directly responsible to you?

DOSTAFF

- | | | |
|-------|------|--------------|
| 1 Yes | 2 No | 3 Don't know |
|-------|------|--------------|

Q6[Hand Card 7] Do you belong to a labor union?

JOINUNI

- | | | | |
|---|---|---------------------------------------|------------|
| 1
(a) | 2
(b) | 3
(c) | 4 |
| I am a member of a labor union at my workplace. | I am a member of a labor union outside of my workplace. | I am not a member of any labor union. | Don't know |

Q7-1[Hand Card 8] What is the contract period of your current job?

DOCNTRCT

1 (a)	2 (b)	3 (c)	4	5
There is no set contract period. (Including those expecting to work until retirement age)	The contract states a limited term of employment.	There is no contract or agreement made with my employer.	Don't know	Not applicable. (Self-employed, etc.)
↓	↓	↓	↓	↓
SZCNTRCT	How long is your contract period? <input style="width: 40px; height: 20px; border: 1px solid black;" type="text"/> year(s) and SZCNTYR	<input style="width: 40px; height: 20px; border: 1px solid black;" type="text"/> month(s) SZCNTMO		
↓	↓	↓	↓	↓
<to Q7-2>				<to Q7-2>

Q7-2[Hand Card 9] Thinking about the next 12 months, how likely do you think it is that you will lose your job or be laid off? Notes for interviewer: Include cases where self-employed people lose their jobs due to bankruptcy, etc.

OP4UNEMP

1 (a) Very likely	2 (b) Fairly likely	3 (c) Not too likely	4 (d) Not at all likely	5 Don't know
-------------------------	---------------------------	----------------------------	-------------------------------	-----------------

Q7-3[Hand Card 10] If you lose your (current) job, about how easy would it be for you to find a (new) job with another employer with approximately the same income and fringe benefits you now have?

OP3NEWJB

1 (a) Very easy	2 (b) Somewhat easy	3 (c) Not easy at all	4 Don't know
-----------------------	---------------------------	-----------------------------	-----------------

Q7-4[Hand Card 11] On the whole, how satisfied are you with the (main) job you have?

ST5JOB

1 (a) Satisfied	2 (b) Somewhat satisfied	3 (c) Neither satisfied nor dissatisfied	4 (d) Somewhat dissatisfied	5 (e) Dissatisfied	6 Don't know
-----------------------	--------------------------------	--	-----------------------------------	--------------------------	-----------------

Q7-5[Hand Card 12] Are you considering quitting your current job or business?

WLKEEPJA

1 (a) I am considering quitting in the near future.	2 (b) I am not considering quitting (now).	3 (c) I am not considering quitting at all.	4 Don't know
---	--	---	-----------------

Q8[Hand Card 13] What was the annual income from your main job during the last one year? Please state the amount before taxes and other deductions. Notes for interviewer: If asked, please reply that overtime payment should be included

SZINCOMX

1 (a) None	13 (m) 8.5 million yen - 10 million yen
2 (b) Less than 700,000 yen	14 (n) 10 million yen - 12 million yen
3 (c) 700,000 yen - 1 million yen	15 (o) 12 million yen - 14 million yen
4 (d) 1 million yen - 1.3 million yen	16 (p) 14 million yen - 16 million yen
5 (e) 1.3 million yen - 1.5 million yen	17 (q) 16 million yen - 18.5 million yen
6 (f) 1.5 million yen - 2.5 million yen	18 (r) 18.5 million yen - 23 million yen
7 (g) 2.5 million yen - 3.5 million yen	19 (s) 23 million yen or over
8 (h) 3.5 million yen - 4.5 million yen	→ (specify the amount) SZHIINCX
9 (i) 4.5 million yen - 5.5 million yen	About _____ yen
10 (j) 5.5 million yen - 6.5 million yen	20 Don't want to state the income.
11 (k) 6.5 million yen - 7.5 million yen	21 Don't know
12 (l) 7.5 million yen - 8.5 million yen	

Q9-1[Hand Card 14] How is your main income determined? Choose one from below. Please state how it is paid and the approximate amount of payment (before taxes and other deductions). Do not include payment for overtime work.
 Notes for interviewer: Circle one of the numbers from 1 to 7, and then enter the figure in the columns. Method of payment is not important rather, the focus is on determining the amount of salary or other rewards. Example: If daily wages are paid monthly, you should circle '2 Daily wage.' A self-owned business or piecework at home with payment according to results should circle '6 Other payment form,' but a self-owned business may apply to daily wages or hourly wages, depending on the duty.

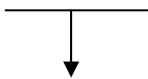
TP5PAY

SZPAYHRX	1	(a)	Hourly wage	→	<table border="1" style="border-collapse: collapse;"> <tr> <td style="width: 20px; height: 20px;"></td> <td style="width: 20px; height: 20px;"></td> <td style="width: 20px; height: 20px;"></td> <td style="width: 20px; height: 20px;"></td> <td style="width: 20px; height: 20px;"></td> <td style="width: 20px; height: 20px;"></td> <td style="width: 20px; height: 20px;"></td> <td style="width: 20px; height: 20px;"></td> <td style="width: 20px; height: 20px;"></td> <td style="width: 20px; height: 20px;"></td> <td style="width: 20px; height: 20px;"></td> <td style="width: 20px; height: 20px;"></td> </tr> </table>													yen				
SZPAYDYX	2	(b)	Daily wage	→	<table border="1" style="border-collapse: collapse;"> <tr> <td style="width: 20px; height: 20px;"></td> <td style="width: 20px; height: 20px;"></td> <td style="width: 20px; height: 20px;"></td> <td style="width: 20px; height: 20px;"></td> <td style="width: 20px; height: 20px;"></td> <td style="width: 20px; height: 20px;"></td> <td style="width: 20px; height: 20px;"></td> <td style="width: 20px; height: 20px;"></td> <td style="width: 20px; height: 20px;"></td> <td style="width: 20px; height: 20px;"></td> <td style="width: 20px; height: 20px;"></td> <td style="width: 20px; height: 20px;"></td> <td style="width: 20px; height: 20px;"></td> </tr> </table>														yen			
SZPAYWKX	3	(c)	Weekly wage	→	<table border="1" style="border-collapse: collapse;"> <tr> <td style="width: 20px; height: 20px;"></td> <td style="width: 20px; height: 20px;"></td> <td style="width: 20px; height: 20px;"></td> <td style="width: 20px; height: 20px;"></td> <td style="width: 20px; height: 20px;"></td> <td style="width: 20px; height: 20px;"></td> <td style="width: 20px; height: 20px;"></td> <td style="width: 20px; height: 20px;"></td> <td style="width: 20px; height: 20px;"></td> <td style="width: 20px; height: 20px;"></td> <td style="width: 20px; height: 20px;"></td> <td style="width: 20px; height: 20px;"></td> <td style="width: 20px; height: 20px;"></td> <td style="width: 20px; height: 20px;"></td> <td style="width: 20px; height: 20px;"></td> <td style="width: 20px; height: 20px;"></td> </tr> </table>																	yen
SZPAYMOX	4	(d)	Monthly wage	→	<table border="1" style="border-collapse: collapse;"> <tr> <td style="width: 20px; height: 20px;"></td> <td style="width: 20px; height: 20px;"></td> <td style="width: 20px; height: 20px;"></td> <td style="width: 20px; height: 20px;"></td> <td style="width: 20px; height: 20px;"></td> <td style="width: 20px; height: 20px;"></td> <td style="width: 20px; height: 20px;"></td> <td style="width: 20px; height: 20px;"></td> <td style="width: 20px; height: 20px;"></td> <td style="width: 20px; height: 20px;"></td> <td style="width: 20px; height: 20px;"></td> <td style="width: 20px; height: 20px;"></td> <td style="width: 20px; height: 20px;"></td> <td style="width: 20px; height: 20px;"></td> <td style="width: 20px; height: 20px;"></td> <td style="width: 20px; height: 20px;"></td> </tr> </table>																	yen
SZPAYYRX	5	(e)	Yearly wage	→	<table border="1" style="border-collapse: collapse;"> <tr> <td style="width: 20px; height: 20px;"></td> <td style="width: 20px; height: 20px;"></td> <td style="width: 20px; height: 20px;"></td> <td style="width: 20px; height: 20px;"></td> <td style="width: 20px; height: 20px;"></td> <td style="width: 20px; height: 20px;"></td> <td style="width: 20px; height: 20px;"></td> <td style="width: 20px; height: 20px;"></td> <td style="width: 20px; height: 20px;"></td> <td style="width: 20px; height: 20px;"></td> <td style="width: 20px; height: 20px;"></td> <td style="width: 20px; height: 20px;"></td> <td style="width: 20px; height: 20px;"></td> <td style="width: 20px; height: 20px;"></td> <td style="width: 20px; height: 20px;"></td> <td style="width: 20px; height: 20px;"></td> </tr> </table>																	yen
	6	(f)	Other payment form		(Please describe in detail.)																	
	7										Don't know											

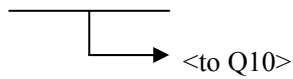
Q9-2 Did you engage in any work in the last week other than what you stated, or did you plan to do such work?

XSJB1WK

1 Yes



2 No



Q9-3 How many total hours did you engage, or plan to engage, in such work last week?

SZSJBHWK

--	--

hour(s)

(To all respondents)

Q10[Hand Card 15] How many corporations or organizations have you worked for as a full-time employee? If you are a full-time employee now, please include that.

XNUMCOWK

- | | | | | | |
|---|-----|---|---|-----|------------|
| 1 | (a) | None (I have never worked as a full-time employee.) | 5 | (e) | 4 |
| 2 | (b) | 1 | 6 | (f) | 5 |
| 3 | (c) | 2 | 7 | (g) | 6 or more |
| 4 | (d) | 3 | 8 | | Don't know |

Notes for interviewer: Those who replied to Q1-1 '1 (a) I worked last week.' or '2 (b) I was going to work last week, but did not work.' should go to Q15. Only the respondents who did not work, namely, those who replied to Q1-1 '3 (c) I did not work.' should reply to Q11-1 to Q14.

Q11-1[Hand Card 16] Which category below have you belonged to during the last week?

TP5UNEMP

- | | | | | | |
|------------|---------|---------|-----------------------------|--------------|------------|
| 1 | 2 | 3 | 4 | 5 | 6 |
| (a) | (b) | (c) | (d) | (e) | |
| Unemployed | Retired | Student | Mainly engaged in housework | Other
() | Don't know |
- └───┬───> <to Q12-1>
└───┬───> <to Q12-1>

Q11-2[Hand Card 17] If you were to consider that your housekeeping work was "your occupation," how satisfied are you with your present housekeeping work?

ST5HSWK

- | | | | | | |
|-----------|--------------------|------------------------------------|-----------------------|--------------|------------|
| 1 | 2 | 3 | 4 | 5 | 6 |
| (a) | (b) | (c) | (d) | (e) | |
| Satisfied | Somewhat satisfied | Neither satisfied nor dissatisfied | Somewhat dissatisfied | Dissatisfied | Don't know |

Q12-1 Have you ever had any paying job?

XWORK

- | | | | |
|---|-----------|---|--------------------|
| 1 | Yes | 2 | No |
| | └───┬───> | | └───┬───> <to Q14> |
| | ↓ | | |

Q12-2 Did you keep that job for more than one year?

XWORK1Y

- | | | | |
|---|-----------|---|--------------------|
| 1 | Yes | 2 | No |
| | └───┬───> | | └───┬───> <to Q14> |
| | ↓ | | |

Q12-3 When did you quit your last paying job?

WHNSTPWK

Notes for interviewer: Convert to the Christian Era calendar.

Year

--	--	--	--

Please answer about your last paying job.

Notes for interviewer: Public agency workers should also reply to all questions in Q13.

Q13-1[Hand Card 18] What was the main reason why you quit your job?

XXSTPJB

- | | | | |
|-------|--|--------|---|
| 1 (a) | I reached the mandatory retirement age. | 8 (h) | I was not satisfied with the work or working conditions. |
| 2 (b) | I retired early, by choice. | 9 (i) | I wanted to open a new business or change my job. |
| 3 (c) | I retired early, not by choice. | 10 (j) | I had to provide nursing care to a family member. |
| 4 (d) | I became permanently disabled. | 11 (k) | I married. |
| 5 (e) | My workplace shut down. | 12 (l) | I gave birth or could not combine my job with raising children. |
| 6 (f) | I was dismissed. | 13 (m) | Other () |
| 7 (g) | My term of employment or contract ended. | 14 | Don't know |

Q13-2[Hand Card 19] Which one of the categories best describes your last job?

Notes for interviewer: Allow respondents to determine whether he/she is 1 (a) an executive or 10 (j) a self-employed person.

TP12LSTJ

- | | | | |
|-------|---|--------|--|
| 1 (a) | Executive of a company or a corporation | 8 (h) | Temporary worker, Daily worker, Part-time temporary worker |
| 2 (b) | Regular employee with no managerial post | 9 (i) | Dispatched worker from temporary personnel agency |
| 3 (c) | Regular employee - Group leader, Foreman | 10 (j) | Self-employed |
| 4 (d) | Regular employee - Sub-section Head
(or equivalent position) - <i>kakaricho</i> | 11 (k) | Family worker |
| 5 (e) | Regular employee - Section Head, Manager
(or equivalent position) - <i>kacho</i> | 12 (l) | Doing piecework at home |
| 6 (f) | Regular employee - Department Head,
General Manager (or equivalent position) -
<i>bucho</i> | 13 | Don't know |
| 7 (g) | Regular employee - managerial status unknown | | |

Q13-3 What kind of business was your last workplace (establishment, such as factory, office, store or hospital) engaged in? Please give details (e.g., selling vegetables, manufacturing automobiles, operating an inn, operating a branch of a bank, etc.).

XXLSTWPL

(Please describe in detail. Company name alone is not acceptable.)

Q13-4 What kind of job did you do at your last workplace? Please give details (e.g., elementary school teacher, cram-school teacher, farmer, bus driver, automobile mechanic, cashier at a supermarket, accounting clerk at a bank, computer programmer, clerical staff member for a sales department, on-the-road sales person, etc.).

XXLSTJB

(Please describe in detail.)

Q13-5[Hand Card 20] How many people worked in the entire corporation or organization where you engaged in your last job? Please make sure to include family workers, non-regular employees, and yourself.

SZSTFLSA

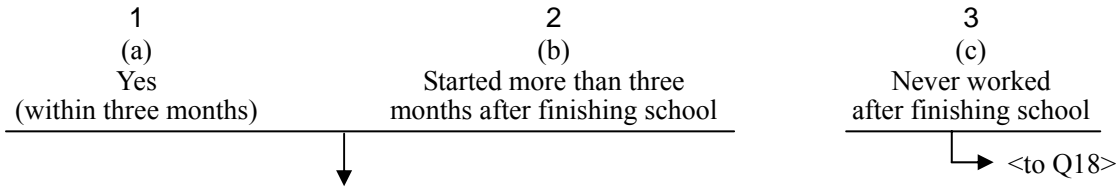
- | | | | | | |
|-------|-------|-------|---------|--------|-------------------|
| 1 (a) | 1 | 5 (e) | 30-99 | 9 (i) | 1,000-1,999 |
| 2 (b) | 2-4 | 6 (f) | 100-299 | 10 (j) | 2,000-9,999 |
| 3 (c) | 5-9 | 7 (g) | 300-499 | 11 (k) | 10,000 or over |
| 4 (d) | 10-29 | 8 (h) | 500-999 | 12 (l) | Government agency |
| | | | | 13 | Don't know |

The following questions are about the first job you took after finishing your school.

Notes for interviewer: If the respondent left school before graduation, ask about the first job he/she was engaged in after leaving school. Military service should be excluded, and, if any, ask about the first job he/she was engaged in after military service. If the respondent considers his/her job while attending school as his/her first job, please ask about it. Government employees should also reply to all questions in Q17.

Q17-1[Hand Card 23] Did you start working immediately after finishing school?

XGETJOB



Q17-2[Hand Card 24] How did you find the job? Choose one major factor from among the following:

HOWJOB

- 1 (a) Through my school's (career guidance) introduction
- 2 (b) Through the public employment security office's introduction
- 3 (c) Through a private job placement office's introduction
- 4 (d) By registering at a temporary employment agency
- 5 (e) Through classified ads or job-placement magazines
- 6 (f) By applying directly to the company (includes invitation from the company)
- 7 (g) Through an introduction by a family member or a relative
- 8 (h) Through an introduction by a friend
- 9 (i) By starting a business on my own
- 10 (j) By joining the family business
- 11 Don't remember

Q17-3[Hand Card 25] Which one of the categories best describes your first job?

Notes for interviewer: Allow respondents to determine whether he/she is 1 (a) an executive or 10 (j) a self-employed person.

TP12FSTJ

- | | |
|---|--|
| 1 (a) Executive of a company or a corporation | 8 (h) Temporary worker, Daily worker, Part-time temporary worker |
| 2 (b) Regular employee with no managerial post | 9 (i) Dispatched worker from temporary personnel agency |
| 3 (c) Regular employee - Group leader, Foreman | 10 (j) Self-employed |
| 4 (d) Regular employee - Sub-section Head (or equivalent position) - <i>kakaricho</i> | 11 (k) Family worker |
| 5 (e) Regular employee - Section Head, Manager (or equivalent position) - <i>kacho</i> | 12 (l) Doing piecework at home |
| 6 (f) Regular employee - Department Head, General Manager (or equivalent position) - <i>bucho</i> | 13 Don't know |
| 7 (g) Regular employee - managerial status unknown | |

Q17-4 What kind of business was your first workplace (establishment, such as factory, office, store or hospital) engaged in? Please give details (e.g., selling vegetables, manufacturing automobiles, operating an inn, operating a branch of a bank, etc.).

XXFSTWP

(Please describe in detail. Company name alone is not acceptable.)

Q17-5 What kind of job did you do at your first workplace? Please give details e.g., elementary-school teacher, cram-school teacher, farmer, bus driver, automobile mechanic, cashier at a supermarket, accounting clerk at a bank, computer programmer, clerical staff member for a sales department, on-the-road salesperson, etc.).

XXFSTJB

(Please describe in detail.)

Q17-6[Hand Card 26] How many people worked in the entire corporation or organization where you engaged in your first job? Please make sure to include family workers, non-regular employees, and yourself.

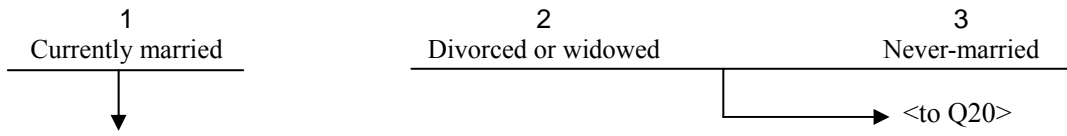
SZSTFFST

- | | | |
|-------------|---------------|--------------------------|
| 1 (a) 1 | 5 (e) 30-99 | 9 (i) 1,000-1,999 |
| 2 (b) 2-4 | 6 (f) 100-299 | 10 (j) 2,000-9,999 |
| 3 (c) 5-9 | 7 (g) 300-499 | 11 (k) 10,000 or over |
| 4 (d) 10-29 | 8 (h) 500-999 | 12 (l) Government agency |
| | | 13 Don't know |

(To all respondents)

Q18 Are you married?

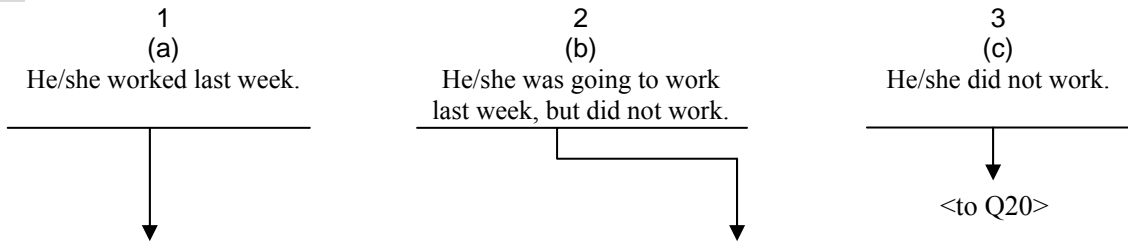
Notes for interviewer: Leave the answer to the respondent. But if asked, reply that an unregistered common-law marriage should be included.
DOMARRY



Please answer the following questions regarding your spouse.

Q19-1[Hand Card 27] Did your spouse have any paying job in the last week? Choose from below.

SSJB1WK



Q19-2(a)

How many days did your spouse work last week? How many hours did he/she work, including overtime?

Q19-2(b)

How many days does your spouse usually work per week? Also, how many hours does he/she usually work, including overtime?

SSJBDWK

	day(s)/week
--	-------------

SSJBHRWK

		Total	hour(s)/week
--	--	-------	--------------

Q19-3[Hand Card 28] Which one of the categories best describes your spouse's job?

Notes for interviewer: Respondents whose spouses are government employees should also reply to all questions in Q19.

Allow respondents to determine whether he/she is 1 (a) an executive or 10 (j) a self-employed person.

SSTP12JB

- | | |
|---|--|
| 1 (a) Executive of a company or a corporation | 8 (h) Temporary worker, Daily worker, Part-time temporary worker |
| 2 (b) Regular employee with no managerial post | 9 (i) Dispatched worker from temporary personnel agency |
| 3 (c) Regular employee - Group leader, Foreman | 10 (j) Self-employed |
| 4 (d) Regular employee - Sub-section Head (or equivalent position) - <i>kakaricho</i> | 11 (k) Family worker |
| 5 (e) Regular employee - Section Head, Manager (or equivalent position) - <i>kacho</i> | 12 (l) Doing piecework at home |
| 6 (f) Regular employee - Department Head, General Manager (or equivalent position) - <i>bucho</i> | 13 (m) He/she has never had any job. → <to Q20> |
| 7 (g) Regular employee - managerial status unknown | 14 Don't know |

Q19-4 What kind of business (business entity, such as factory, office, store or hospital) did your spouse's workplace engage in? Please give details (e.g., selling vegetables, manufacturing automobiles, operating an inn, operating a branch of a bank, etc.).

SSXXHQX

(Please describe in detail. Company name alone is not acceptable.)
--

Q19-5 What kind of job does your spouse normally do? Please give details (e.g., elementary-school teacher, cram-school teacher, farmer, bus driver, automobile mechanic, cashier at a supermarket, accounting clerk at a bank, computer programmer, clerical staff member for a sales department, on-the-road salesperson, etc.).

SSXXJOB

(Please describe in detail.)

Q19-6[Hand Card 29] How many people work in the entire corporation or organization where your spouse works? Please make sure to include family workers, non-regular employees, and him/herself.

SSSZSTFA

- | | | |
|-------------|---------------|--------------------------|
| 1 (a) 1 | 5 (e) 30-99 | 9 (i) 1,000-1,999 |
| 2 (b) 2-4 | 6 (f) 100-299 | 10 (j) 2,000-9,999 |
| 3 (c) 5-9 | 7 (g) 300-499 | 11 (k) 10,000 or over |
| 4 (d) 10-29 | 8 (h) 500-999 | 12 (l) Government agency |
| | | 13 Don't know |

Q19-7 How many years has your spouse been working for the corporation or organization he/she currently works at? (For those who are self-employed, give the number of years self-employed.)

SSSZWKYR

|

year(s)

Notes for interviewer: Please enter zero (0) in the column should the respondent have worked for less than a year.

Q19-8[Hand Card 30] What was your spouse's annual income from his/her main job during the last one year? Please state the amount before taxes and other deduction.

Notes for interviewer: If asked, please reply that overtime payment should be included.

SSSZINCM

- | | |
|--|--|
| 1 (a) None | 13 (m) 8.5 million yen - 10 million yen |
| 2 (b) Less than 700,000 yen | 14 (n) 10 million yen - 12 million yen |
| 3 (c) 700,000 yen - 1 million yen | 15 (o) 12 million yen - 14 million yen |
| 4 (d) 1 million yen - 1.3 million yen | 16 (p) 14 million yen - 16 million yen |
| 5 (e) 1.3 million yen - 1.5 million yen | 17 (q) 16 million yen - 18.5 million yen |
| 6 (f) 1.5 million yen - 2.5 million yen | 18 (r) 18.5 million yen - 23 million yen |
| 7 (g) 2.5 million yen - 3.5 million yen | 19 (s) 23 million yen or over |
| 8 (h) 3.5 million yen - 4.5 million yen | → (specify the amount) SSHIINCX |
| 9 (i) 4.5 million yen - 5.5 million yen | About _____ yen |
| 10 (j) 5.5 million yen - 6.5 million yen | 20 Don't want to state the income. |
| 11 (k) 6.5 million yen - 7.5 million yen | 21 Don't know |
| 12 (l) 7.5 million yen - 8.5 million yen | |

(To all respondents)

The following questions are about yourself.

Q20[Hand Card 31] How important are the job-related items shown below to you?

Notes for interviewer: Those who are not working should give their general opinions.

Please answer all A to J.	(a) Very important	(b) Important	(c) Neither important nor unimportant	(d) Not important	(e) Not important at all	I don't know.
IM5SECUR A Job security →	1	2	3	4	5	6
IM5HIPAY B High income →	1	2	3	4	5	6
IM5PROMO C Good opportunities for promotion →	1	2	3	4	5	6
IM5INTRG D An interesting job →	1	2	3	4	5	6
IM5INDEP E A job that allows me to work independently →	1	2	3	4	5	6
IM5OTHER F A job that allows me to help other people →	1	2	3	4	5	6
IM5SOCTY G A job that is useful to society →	1	2	3	4	5	6
IM5FREE H A job with flexible working hours/days →	1	2	3	4	5	6
IM5FAMIL I To be able to manage the work and family life →	1	2	3	4	5	6
IM5TRG J To have the opportunity to receive education/ training →	1	2	3	4	5	6

Q21[Hand Card 32] In our society there are groups of people that tend to be towards the top and those that are towards the bottom. Here we have a scale that runs from top to bottom. Where would you put yourself on this scale?

OP10LVL

Top 1 2 3 4 5 6 7 8 9 10 Bottom

The following are questions about political party support.

Q22-1[Hand Card 33] Currently, which political party do you support?

XX8PLPTY

1	2	3	4	5	6	7	8	9	10
(a)	(b)	(c)	(d)	(e)	(f)	(g)	(h)	(i)	I don't know.
Liberal Democratic Party	Democratic Party of Japan	New <i>Komeito</i>	Liberal Party	Japanese Communist Party	Social Democratic Party	Conservative Party	Other ()	There is no particular party I support.	

→<to Q22-4>

↓<to Q22-4>

Q22-2[Hand Card 34] Is there any political party you usually feel favorable toward?

XX9PLPFV

- | | |
|---------------------------------|---|
| 1 (a) Liberal Democratic Party | 6 (f) Social Democratic Party |
| 2 (b) Democratic Party of Japan | 7 (g) Conservative Party |
| 3 (c) New <i>Komeito</i> | 8 (h) Other () |
| 4 (d) Liberal Party | 9 (j) There is no political party that I feel favorable toward. |
| 5 (e) Japanese Communist Party | 10 Don't know |

Q22-3[Hand Card 35] Why did you select 'There is no particular party I support.'?

XXWHYNO

- 1 (a) I do not want to support any political parties.
- 2 (b) I want to support a political party, but have not found any one that I feel favorable toward.
- 3 Don't know

(To all respondents)

Q22-4[Hand Card 36] Which political party do you think has the ability to take political power. (Choose all that apply.)

OLDPOK	1 (a)	Liberal Democratic Party	6 (f)	Social Democratic Party	OSDPOK
ODPOK	2 (b)	Democratic Party of Japan	7 (g)	Conservative Party	OHOSHUOK
OKOMEIOK	3 (c)	New <i>Komeito</i>	8 (h)	Other ()	OOTHEROK
OLPOK	4 (d)	Liberal Party	9 (j)	There is no party that can do that.	ONOPLPOK
OCOMMPOK	5 (e)	Japanese Communist Party	10	Don't know (nothing marked)	OPLPDONT OPLPNOMK

Q23-1[Hand Card 37] Which area did you live in when you were 15 years old? Please choose from one of the following. If you were living in Japan, please state the name of the prefecture.

TP5LOC15

	1 (a)	2 (b)	3 (c)	4 (d)	5 (e)
	Large city	Medium-sized city	Smaller-sized city	Town/village	Overseas

PREF15

Name of the prefecture

(Notes for interviewer: No need to fill in)

Q23-2 Was the area rural or mountainous?

REMOTE15

- 1 Yes 2 No

The following questions are about your present residence.

Q24-1[Hand Card 38] In which of following do you live?

TP8DWEL

- 1 (a) Own house
- 2 (b) Own condominium (apartment)
- 3 (c) Rented house owned by private company
- 4 (d) Rented apartment house owned by a private company
- 5 (e) Company house or house for government employees
- 6 (f) Company apartment house or apartment house for government employees
- 7 (g) Rented public house of a public corporation
- 8 (h) Rented public apartment of a public corporation
- 9 (i) Other ()

Q24-2 What is the size of your residence? State the entire floor area of the house itself. Tell the number of *tatami* or *tsubo*, or square meters. (If the house is also used as a business place, include the business floor area, too. For apartment houses and condominiums, state the area you live in.)

SZDWEL

--	--	--	--

m² Notes for interviewer: Enter the figure in square meters.

Q25 How many brothers and sisters do you and your spouse have, respectively? Include deceased brothers and sisters as well. Notes for interviewer: If the respondent has no brothers or sisters, enter the zero (0). It should be left to the respondent to determine who to include as his/her brothers and sisters.

You:

Older brothers	Older sisters	Yourself	Younger brothers	Younger sisters	Total
XNUMBROE	XNUMSISE	XNUMSELF	XNUMBROY	XNUMSISY	XNUMSBLG
		1			

Notes for interviewer: Ask the question to those who are married or widowed (including spouse in common-law marriage), but not to never-married or divorced respondents.

Your spouse:

Older brothers	Older sisters	Your spouse	Younger brothers	Younger sisters	Total
XSSNBROE	XSSNSISE	XSSNSSELF	XSSNBROY	XSSNSISY	XSSNSBLG
		1			

The following questions are about your family.
 Q26-1[Hand Card 39] Are you living with your family?
 FFRESIDE

- 1 (a) Living with family
- 2 (b) Temporarily living away from family
- 3 (c) Living alone
- 4 (d) Others (living with friends etc.)

Q26-2[Hand Card 40] Why are you living away from your family?
 FFSEPWHY

1 (a) Job transfer	4 (d) Living at a nursing home/care center for the elderly, etc.
2 (b) Going to school away from home	5 Others/not known
3 (c) Hospitalized	6 Refuse to answer

Q26-3 How many members are there in your family excluding yourself?

SZFFONLY SZFFTTL

Family members + Yourself (one person) = Total members

Q26-4 Are there any family members who are temporarily living separately, due to job transfer, school, hospitalization, institutionalization, etc.? If there are any, please state the number of such family members.

SZFFOUT Notes for interviewer: Should none of them apply, enter zero (0)
 The figure should be the same as the number of circles in '2 Not at home' in the column 'Home' in Q27-1

members

Q27-1 This question refers to all members of your family stated above.

Please tell us their relationships to you, sex, age, whether they live at home or not, and, for each member who is temporarily living away from home, the reason for their absence.

Notes for interviewer: Ask the respondent about the relationship, referring to the code list at the bottom on page 15. If asked, reply that unregistered common-law marriage should be included.

<Example>
 * Should all family members be living together: Circle '1 At home' for all family members.
 * Should the respondent be living alone due to job transfer, his wife and daughter living at home, and his son away from home, circle '1 At home' for the wife and the daughter, and circle '2 Not at home' for the son.

Reason for temporarily leaving home [Hand Card 40]

- 1 (a) Job transfer
- 2 (b) Going to school away from home
- 3 (c) Hospitalized for a long period
- 4 (d) Living at a nursing home/ care center for the elderly, etc.
- 5 Others/don't know
- 6 Refuse to answer

The number of circles should be the same as the total number in the family.

FF**MARK

I ↓ ↓	Relationship with the respondent	FF**REL Code		FF**SEX Sex	FF**AGE Age (As of September 1)	FF**HOME Home	
		Write in the code at the bottom of page 15					
01	Respondent himself/herself	→	00	1=Male 2=Female	_____ yrs.		
02		→	<input type="text"/>	1=Male 2=Female	<input type="text"/> yrs.	1 At home 2 Not at home	→ <input type="text"/>
03		→	<input type="text"/>	1=Male 2=Female	<input type="text"/> yrs.	1 At home 2 Not at home	→ <input type="text"/>
04		→	<input type="text"/>	1=Male 2=Female	<input type="text"/> yrs.	1 At home 2 Not at home	→ <input type="text"/>
05		→	<input type="text"/>	1=Male 2=Female	<input type="text"/> yrs.	1 At home 2 Not at home	→ <input type="text"/>
06		→	<input type="text"/>	1=Male 2=Female	<input type="text"/> yrs.	1 At home 2 Not at home	→ <input type="text"/>

FF**OUT

Reason for temporarily living away from home

1 (a)	2 (b)	3 (c)	4 (d)	5	6
<input type="text"/>	<input type="text"/>	<input type="text"/>	<input type="text"/>	<input type="text"/>	<input type="text"/>

	Relationship with the respondent	Code	Sex 1=Male 2=Female	Age (As of September 1)	Home 1 At home 2 Not at home	Reason for temporarily living away from home												
		Write in the code at the bottom of page 15																
07		→ <input type="text"/>		<input type="text"/> yrs.		→ <table border="1"> <tr> <td>1</td><td>2</td><td>3</td><td>4</td><td>5</td><td>6</td> </tr> <tr> <td>(a)</td><td>(b)</td><td>(c)</td><td>(d)</td><td></td><td></td> </tr> </table>	1	2	3	4	5	6	(a)	(b)	(c)	(d)		
1	2	3	4	5	6													
(a)	(b)	(c)	(d)															
08		→ <input type="text"/>		<input type="text"/> yrs.		→ <table border="1"> <tr> <td>1</td><td>2</td><td>3</td><td>4</td><td>5</td><td>6</td> </tr> <tr> <td>(a)</td><td>(b)</td><td>(c)</td><td>(d)</td><td></td><td></td> </tr> </table>	1	2	3	4	5	6	(a)	(b)	(c)	(d)		
1	2	3	4	5	6													
(a)	(b)	(c)	(d)															

If there are more family members, write down their data on Supplementary Form 1 (green) and insert the form on this page.

SPAGEX Spouse's Age

Q27-2 Who is the household head you described above? Please answer in terms of relationship to you such as father, mother, myself, etc.

FFHEAD



Code

Notes for interviewer: The household head will not refer to the one in the family register, but the one the respondent recognizes as the head. The household head must be only one person. Write down the code from the code list at the bottom of page 15.

(To all respondents)

Q28 How many children have you had? Please include those who have left home or are deceased.

CCNUMTTL

children

Notes for interviewer: If asked about the possible inclusion of adopted children and stepchildren, please reply 'Include your own children only.'

Q29 Please state the age and sex of these children, and whether they are alive or not.

Notes for interviewer: For deceased or missing children, ask for their dates of birth.

The number of circles should be the same as the total number of children.

CC**MARK	Sex 1=Male 2=Female	CC**AGE	or	CC**BORN	←	CC**LIVE
		Age <input type="text"/> yrs.		Year of birth <input type="text"/>		Alive or Deceased 1=Alive 2=Deceased 3=Unknown
1		<input type="text"/> yrs.		1=Taisho 2=Showa 3=Heisei <input type="text"/>	←	1=Alive 2=Deceased 3=Unknown
2		<input type="text"/> yrs.		1=Taisho 2=Showa 3=Heisei <input type="text"/>	←	1=Alive 2=Deceased 3=Unknown
3		<input type="text"/> yrs.		1=Taisho 2=Showa 3=Heisei <input type="text"/>	←	1=Alive 2=Deceased 3=Unknown
4		<input type="text"/> yrs.		1=Taisho 2=Showa 3=Heisei <input type="text"/>	←	1=Alive 2=Deceased 3=Unknown
5		<input type="text"/> yrs.		1=Taisho 2=Showa 3=Heisei <input type="text"/>	←	1=Alive 2=Deceased 3=Unknown

When there are more children, write down their data on Subsidiary Sheet 2 (yellow) and insert the sheet on this page.

Code List (To be used for assigning codes to family members)

Notes for interviewer: Use the code for foster parents, stepparents, adopted children and stepchildren in the same way as natural parents and children.

00 Respondent himself/herself			30 Grandson	40 Father	50 Older brother	60 Grandfather	
01 Husband	11 Oldest son	21 Oldest daughter	31 Granddaughter	41 Mother	51 Younger brother	61 Grandmother	71 Uncle/Aunt
02 Wife	12 Second son	22 Second daughter	32 Spouse of grandchild	42 Father-in-law (Father of spouse)	52 Older sister	62 Grandfather-in-law (Grandfather of spouse)	72 Spouse of uncle/aunt
	13 Third son	23 Third daughter	33 Great-grandson	43 Mother-in-law (Mother of spouse)	53 Younger sister	63 Grandmother-in-law (Grandmother of spouse)	
	14 Wife of the oldest son	24 Husband of the oldest daughter	34 Great-granddaughter	44 Wife of older brother	54 Older brother of spouse	64 Child of older brother	
	15 Wife of the second son	25 Husband of the second daughter		45 Wife of younger brother	55 Younger brother of spouse	65 Child of younger brother	
	16 Wife of the third son	26 Husband of the third daughter		46 Husband of older sister	56 Older sister of spouse	66 Child of older sister	
	17 Fourth son	27 Fourth daughter		47 Husband of younger sister	57 Younger sister of spouse	67 Child of younger sister	97 Others/ Missing
	18 Wife of the fourth son	28 Husband of the fourth daughter					

Q30-1[Hand Card 41] Which one of the categories best describes your father's job when you were about 15 years old?

PPJBTP15

- | | | | |
|-------|---|--------|--|
| 1 (a) | Executive of a company or a corporation | 8 (h) | Temporary worker, Daily worker, Part-time temporary worker |
| 2 (b) | Regular employee with no managerial post | 9 (i) | Self-employed |
| 3 (c) | Regular employee - Group leader, Foreman | 10 (j) | Family worker |
| 4 (d) | Regular employee - Sub-section Head (or equivalent position) - <i>kakaricho</i> | 11 (k) | Doing piecework at home |
| 5 (e) | Regular employee - Section Head, Manager (or equivalent position) - <i>kacho</i> | 12 (l) | He was not working. → <to Q31> |
| 6 (f) | Regular employee - Department Head, General Manager (or equivalent position) - <i>bucho</i> | 13 (m) | I didn't have a father at the time. → <to Q31> |
| 7 (g) | Regular employee - managerial status unknown | 14 | Don't know |

Q30-2 What kind of job did your father do? Please give details (e.g., elementary-school teacher, cram-school teacher, farmer, bus driver, automobile mechanic, cashier at a supermarket, accounting clerk at a bank, computer programmer, clerical staff member for a sales department, on-the-road salesperson, etc.)

PPJBXX15

(Please describe in detail. Company name alone is not acceptable.)

Q30-3[Hand Card 42] How many people worked in the entire corporation or organization where your father worked? Please make sure to include family workers, non-regular employees, and himself.

PPJBSZ15

- | | | | | | |
|-----|--------------------------------|---|---------------------------------------|-------------------|------------|
| 1 | 2 | 3 | 4 | 5 | 6 |
| (a) | (b) | (c) | (d) | (e) | |
| 1 | Small company (2-29 employees) | Medium-sized company (30-299 employees) | Large company (300 or more employees) | Government agency | Don't know |

(To all respondents)

Q31[Hand Card 43] When you were about 15 years old, did your mother have any paying job? If so, what did she do? Choose from below.

MMJBTP15

- | | | | |
|-------|--|--------|---|
| 1 (a) | She was not working. | 7 (g) | Self-employed/family worker - agriculture, forestry or fishery |
| 2 (b) | Temporary worker, Daily worker, Part-time temporary worker | 8 (h) | Self-employed/family worker - other than agriculture, forestry or fishery |
| 3 (c) | Regular employee - non-management | 9 (i) | Doing piecework at home |
| 4 (d) | Regular employee - managerial position | 10 (j) | Executive of a company or a corporation |
| 5 (e) | Regular employee - professional (nurse, teacher, etc.) | 11 (k) | I didn't have a mother at that time. |
| 6 (f) | Regular employee - don't know about occupation. | 12 | Don't know |

Q32[Hand Card 44] What was the last school you attended (or are attending now)? Please provide the same information for your spouse and parents, if you know. Include whether graduated or not.

		XXLSTSCH	SSLSTSCH	PPLSTSCH	MMLSTSCH	
		Respondent	Spouse	Father	Mother	
Before World War II	(a)	Ordinary elementary school in the old system (including national elementary school)	1	1	1	1
	(b)	Higher elementary school in the old system	2	2	2	2
	(c)	Junior high school/Girls' high school in the old system	3	3	3	3
	(d)	Vocational school in the old system	4	4	4	4
	(e)	Normal school in the old system	5	5	5	5
	(f)	Higher school or vocational school in the old system/higher normal school	6	6	6	6
	(g)	University/Graduate school in the old system	7	7	7	7
After World War II	(h)	Junior high school	8	8	8	8
	(i)	High school	9	9	9	9
	(j)	2-year college/College of technology	10	10	10	10
	(k)	University	11	11	11	11
	(l)	Graduate school	12	12	12	12
		Don't know	13	13	13	13
	I don't have a spouse.	*	14	*	*	

Q33-1 Did you graduate from the school you attended last? Did you quit school? Are you still a student?

DOLSTSCH

- | | | |
|-------------|--------|-------------------|
| 1 Graduated | 2 Quit | 3 Still a student |
|-------------|--------|-------------------|

Q33-2 [Hand Card 45] Have you ever gone to any of the following types of schools? Choose all items that apply. Do not include cram schools.

- | | | | | |
|--|---|-----------------------------|---------------|----------------|
| XSENSHU | XKAKUSHU | XOCCUP | XNOSCH | XNOKNOW |
| 1 | 2 | 3 | 4 | 5 |
| (a) | (b) | (c) | (d) | |
| Specialty school/
Community college | School in the
"miscellaneous" category | Public vocational
school | None of these | Don't know |
- XNOMARK**(nothing marked)

Q33-3[Hand Card 46] When you were in the third year of junior high school, what was your class rank?

Notes for interviewer: If the respondent having attended school before WWII, ask for results from ordinary elementary school under the old system (including national elementary school).

OP5SCHPF

- | | | | | | | |
|-----|----------------|------------------------|-----------------|------|---------------------------------------|------------|
| 1 | 2 | 3 | 4 | 5 | 6 | 7 |
| (a) | (b) | (c) | (d) | (e) | | |
| Low | Relatively low | About in the
middle | Relatively high | High | Don't want to state
my class rank. | Don't know |

Notes for interviewer: For respondents who replied (i), (j), (k) or (l) to Q32 (excluding College of Technology)

Tell us about your high school.

Q34-1[Hand Card 47] What course did you learn in high school? If you learned more than one course, please answer about the main course only.

XHSSUB

- | | |
|-------------------------------|---|
| 1 (a) General academic course | 5 (e) Home economics |
| 2 (b) Industry course | 6 (f) Other courses (Please specify. _____) |
| 3 (c) Commerce course | 7 Don't know |
| 4 (d) Agriculture course | |

Q34-2[Hand Card 48] What percentage of students from your high school went to university or 2-year colleges after high school?

XHSRATE

- | | |
|--------------------|--------------------|
| 1 (a) Almost all | 4 (d) About 20-30% |
| 2 (b) About 70-80% | 5 (e) Hardly any |
| 3 (c) Almost all | 6 Don't know |

Notes for interviewer: For respondents who replied (j), (k) or (l) to Q32 (2-year college/college of technology, university or graduate school)

Tell us about the last school you attended (or the school where you are currently enrolled) (graduate school, university, 2-year college or college of technology).

Q35-1[Hand Card 49] Was it a national, public or private school?

XUPUBLIC

- | | | | |
|----------|--------|---------|------------|
| 1 | 2 | 3 | 4 |
| (a) | (b) | (c) | |
| National | Public | Private | Don't know |

Q35-2[Hand Card 50] What was your major at school?

Notes for interviewer: If the name of the department or course does not plainly represent any fields, ask the respondent for his/her major field. If the applicable field is not stated below, please specify in Others.

XUSUB

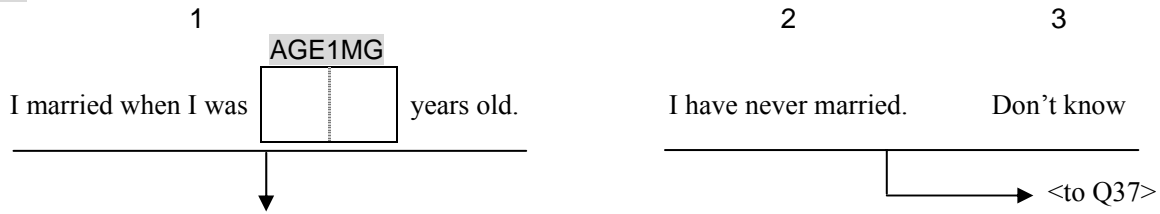
- 1 (a) Science and engineering (science, engineering, agriculture)
- 2 (b) Social sciences (economics, business administration, commerce, law, political science, sociology)
- 3 (c) Humanities (literature, foreign language, philosophy, history, psychology)
- 4 (d) Education and teacher training
- 5 (e) Home economics
- 6 (f) Health sciences (medicine, dentistry, pharmaceutical science)
- 7 (g) Other (Please specify. _____)
- 8 Don't know

The following are questions about your marriage.

Q36-1 How old were you when you first married?

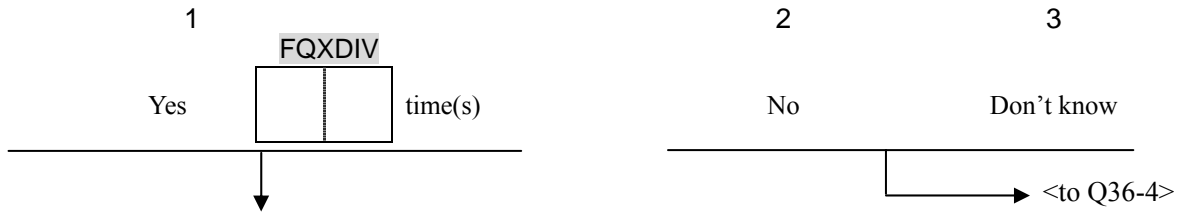
Notes for interviewer: It should be left to the respondent's judgment. But if asked, you should reply that an unregistered marriage should not be included. The answer will be acceptable even if it may be inconsistent with the replies in Q18 or Q27-1.

XMARRY

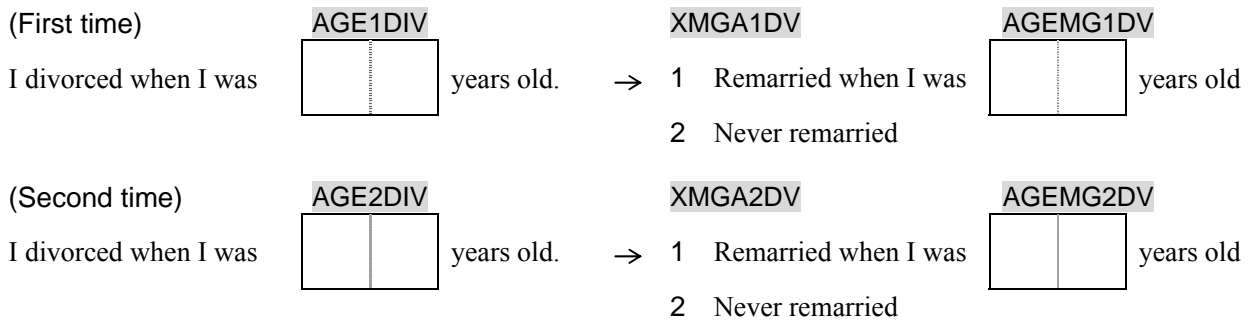


Q36-2 Have you ever divorced? (If yes) How many times have you divorced?

XDIV

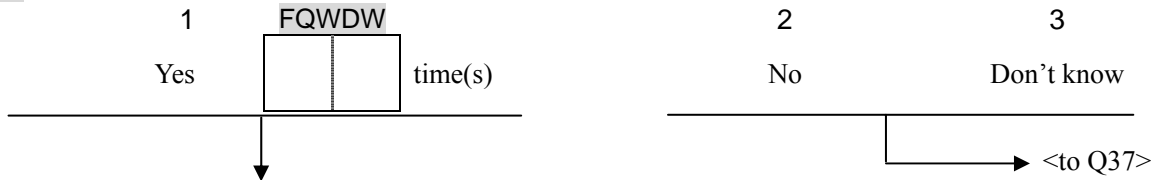


Q36-3 How old were you when you divorced? Have you remarried since then?



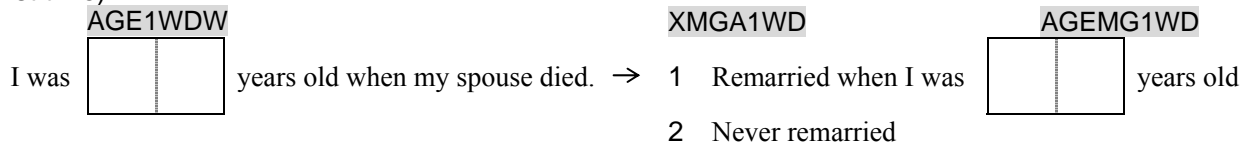
Q36-4 Have you ever been widowed? (If yes) How many times have you been widowed?

XWIDOW

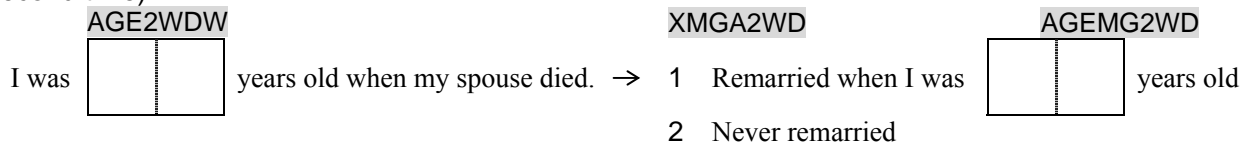


Q36-5 How old were you when your spouse died? Have you remarried since then?

(First time)



(Second time)



(To all respondents) Tell us about your family income.

Q37[Hand Card 51] What was the total annual income of your household during the last one year, before taxes? Please add up income from all sources, including income from stock shares, pensions, and real estate.

Notes for interviewer: If asked, please reply that 'Overtime payment should be included.'

SZHSINCM

- | | | | | | |
|----|-----|-----------------------------------|----|-----|--|
| 1 | (a) | None | 13 | (m) | 8.5 million yen - 10 million yen |
| 2 | (b) | Less than 700,000 yen | 14 | (n) | 10 million yen - 12 million yen |
| 3 | (c) | 700,000 yen - 1 million yen | 15 | (o) | 12 million yen - 14 million yen |
| 4 | (d) | 1 million yen - 1.3 million yen | 16 | (p) | 14 million yen - 16 million yen |
| 5 | (e) | 1.3 million yen - 1.5 million yen | 17 | (q) | 16 million yen - 18.5 million yen |
| 6 | (f) | 1.5 million yen - 2.5 million yen | 18 | (r) | 18.5 million yen - 23 million yen |
| 7 | (g) | 2.5 million yen - 3.5 million yen | 19 | (s) | 23 million yen or over |
| 8 | (h) | 3.5 million yen - 4.5 million yen | | | → (specify the amount) SZHSINCM |
| 9 | (i) | 4.5 million yen - 5.5 million yen | | | About _____ yen |
| 10 | (j) | 5.5 million yen - 6.5 million yen | 20 | | Don't want to state the income. |
| 11 | (k) | 6.5 million yen - 7.5 million yen | 21 | | Don't know |
| 12 | (l) | 7.5 million yen - 8.5 million yen | | | |

Tell us about your expenses.

Q38[Hand Card 52] How much were your housing-related expenses for your family during the last one year? Tell us the approximate amount.

Notes for interviewer: Include housing rent, land rent, loan payments, administration fees and parking space fees for the apartment, rent for those living alone for business, deposit for the purchase of a house, reconstruction and maintenance fees. Exclude rent for children away from home and property tax.

SZEXHOUS

- | | | | | | |
|---|-----|---------------------------------|----|-----|--|
| 1 | (a) | None | 9 | (i) | 2.5 million yen - 3 million yen |
| 2 | (b) | Less than 100,000 yen | 10 | (j) | 3 million yen - 4 million yen |
| 3 | (c) | 100,000 yen - 300,000 yen | 11 | (k) | 4 million yen - 5 million yen |
| 4 | (d) | 300,000 yen - 500,000 yen | 12 | (l) | 5 million yen - 6 million yen |
| 5 | (e) | 500,000 yen - 1 million yen | 13 | (m) | 6 million yen or over |
| 6 | (f) | 1 million yen - 1.5 million yen | | | → (specify the amount) SZEXHIHS |
| 7 | (g) | 1.5 million yen - 2 million yen | | | About _____ yen |
| 8 | (h) | 2 million yen - 2.5 million yen | 14 | | I choose not to answer. |
| | | | 15 | | Don't know |

Q39[Hand Card 53] How much were the educational expenses for the children of your family during the last one year? Tell us the approximate amount. Educational expenses for adult learners should be excluded.

Notes for interviewer: Children means infants, pupils, school children and students (including college students). Include rent and allowances sent to children. Do not ask the student (and circle No.18).

SZEXED

- | | | | | | |
|---|-----|-----------------------------|----|-----|--|
| 1 | (a) | None | 10 | (j) | 1 million yen - 2 million yen |
| 2 | (b) | Less than 30,000 yen | 11 | (k) | 2 million yen - 3 million yen |
| 3 | (c) | 30,000 yen - 50,000 yen | 12 | (l) | 3 million yen - 4 million yen |
| 4 | (d) | 50,000 yen - 100,000 yen | 13 | (m) | 4 million yen - 5 million yen |
| 5 | (e) | 100,000 yen - 150,000 yen | 14 | (n) | 5 million yen or over |
| 6 | (f) | 150,000 yen - 200,000 yen | | | → (specify the amount) SZEXHIED |
| 7 | (g) | 200,000 yen - 300,000 yen | | | About _____ yen |
| 8 | (h) | 300,000 yen - 500,000 yen | 15 | (o) | No children in the household. |
| 9 | (i) | 500,000 yen - 1 million yen | 16 | | I choose not to answer. |
| | | | 17 | | Don't know |
| | | | 18 | | I am a student. |

This is the end of interview. Thank you very much for your kind cooperation.

[To be completed by interviewer]

F1. Was the respondent cooperative?

COOP

- | | | | |
|---|--------------------|---|------------------------|
| 1 | Very cooperative | 3 | Rather uncooperative |
| 2 | Rather cooperative | 4 | Not cooperative at all |

F2. Did the respondent understand these questions well?

USTAND

- | | | | |
|---|-----------------|---|--------------------------|
| 1 | Very well | 3 | Had a little difficulty |
| 2 | Relatively well | 4 | Didn't understand at all |

F3. Which question(s) didn't the respondent seem to understand?

(Please describe in detail.)

F4. Others (Please write down anything you noticed.)

About the provision of incentives
 About the order of interview/self-administered questionnaire etc.
 (Please describe in detail.)

Do not forget to record order of questionnaire administration, interview date, interview time, and duration of interview.

Order of Questionnaire Administration

Circle which order was taken:
 interview → self-administered or
 self-administered → interview.

Notes for interviewer: Duration of interview means the time spent for the interview and does not include time required for explanation or asking people for their cooperation.

PROC

- 1 Interview → Self-administered
- 2 Self-administered → Interview

DATE Date of interview	Time interview was held	Duration of interview
MONTH Month ____ DAY Day ____	From ____:____ To ____:____(a.m/p.m)	DURATION ____ minutes